

Money&Markets

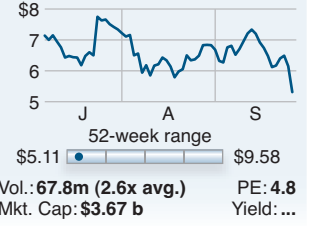
A click of the wrist gets you more at www.thisnewspaper.com/business

Story Stocks

Stocks mostly rose after applications for unemployment benefits fell to a five-month low and Germany voted to expand the powers of Europe's bailout fund. The Dow rose 1.3 percent. The S&P 500 index rose 0.8 percent. The Nasdaq composite fell 0.4 percent.

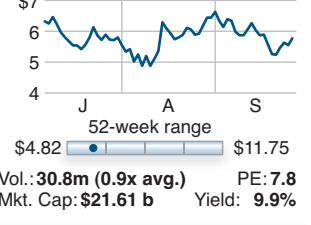
Advanced Micro

AMD
Close: **\$5.31** **↓** -0.84 or -13.7%
The chip maker cut its revenue and profit outlook for the third quarter due to manufacturing problems at a German factory.



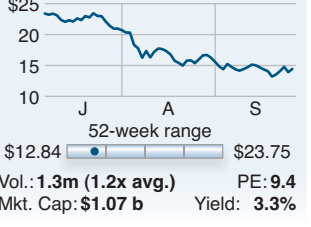
Nokia

NOK
Close: **\$5.77** **↑** 0.22 or 4.0%
The cellphone maker said it would cut 3,500 jobs and close a Romanian factory by 2012 in order to save costs and restructure.



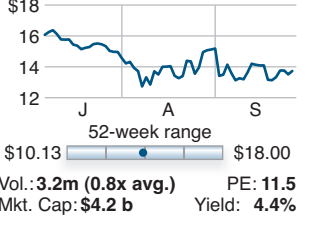
Worthington Industries

WOR
Close: **\$14.43** **↑** 0.51 or 3.7%
The Columbus, Ohio-based metal manufacturer said that its first-quarter net income rose 15 percent thanks to lower expenses.

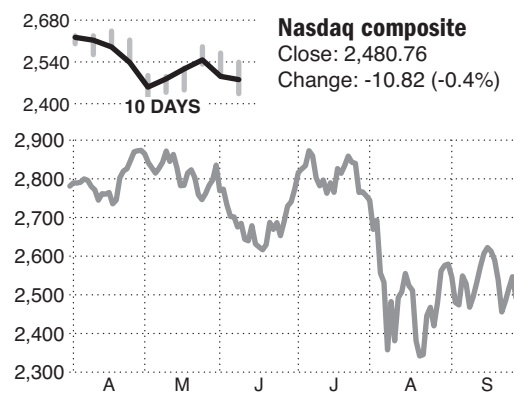
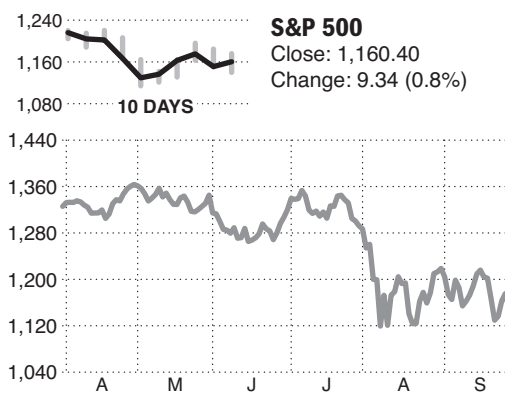


H&R Block

HRB
Close: **\$13.73** **↑** 0.22 or 1.6%
The tax preparer said it would end its EXPRESSTAX brand, which helped people file their taxes early and get refunds quickly.



SOURCE: Sungard AP



StocksRecap

	NYSE	NASD	HIGH	LOW	CLOSE	CHG.	%CHG.	WK	MO	QTR	YTD
Vol. (in mil.)	4,570	2,269	11,271.14	10,965.45	11,153.98	+143.08	+1.30%	▲	▼	▼	-3.66%
Pvs. Volume	4,224	1,897	4,369.11	4,247.51	4,342.43	+88.25	+2.07%	▲	▼	▼	-14.97%
Advanced	2181	1,569	439.13	431.71	438.56	+6.75	+1.56%	▲	▲	▲	+8.29%
Declined	854	951	7,051.39	6,853.87	6,974.91	-97.97	-1.42%	▲	▼	▼	-12.42%
New Highs	10	4	2,538.97	2,433.58	2,480.76	-10.82	-0.43%	▲	▼	▼	-6.49%
New Lows	146	214	1,175.87	1,139.93	1,160.40	+9.34	+0.81%	▲	▼	▼	-7.73%
			813.63	785.42	804.16	+8.11	+1.02%	▲	▼	▼	-11.36%
			12,310.34	11,923.11	12,145.07	+95.56	+0.79%	▲	▼	▼	-9.09%
			669.53	645.33	662.80	+10.83	+1.66%	▲	▼	▼	-15.42%

It's all about Europe



BLACKROCK CHIEF EQUITY STRATEGIST BOB DOLL

2011 isn't turning out the way Bob Doll expected. The chief stock strategist at asset manager BlackRock started the year predicting the stock market would have a double-digit return for the third year in a row. But those predictions were squashed by fears of a financial crisis in Europe, the earthquake in Japan and the debt ceiling showdown in Congress. As of Thursday, the Standard and Poor's 500 index was down 7.7 percent for the year. Doll talked recently with The Associated Press about the market.

What will it take for the stock market to end the year with a gain?

I wish I knew the answer. Right now, it's all about Europe. Everything else is a sideshow. The answers (for Europe's debt problems) are going to depend on policy makers. If there's a smooth ending, we avoid a recession. If it's bumpier, then it throws us back into one.

Do you think that a recession is likely?

As a betting man - which I am - I think chances are that we'll muddle through and continue to grow slowly. If we do have a recession it would be mild. The cyclical parts of the economy that typically give us deep recessions - I'm thinking about housing and autos - have never really recovered from the last one.

What needs to happen for the

economy and stock market to improve?

We'll have to have a major increase in (investors') confidence, and that will only come if we have some long-term policies that will put in place (new infrastructure like roads and factories) and incentives to hire workers.

Do you think President Obama and the Republican-controlled House of Representatives can accomplish that?

In terms of next year's election, it would be great to see somebody run for president, or the incumbent, come up with a clear plan and get a significant mandate. But nobody is expecting that.

What should an investor do?

If you have a decent time horizon and are dollar-cost averaging, now is a great time to be buying.

David K. Randall, Jenni Sohn • AP

Interestrates



The yield on the 10-year Treasury note rose to 2 percent Thursday. Yields affect interest rates on consumer loans.

TREASURIES	YEST	PVS	NET CHG	WK	MO	QTR	1YR AGO
3-month T-bill	.02	.01	+0.01	▲	▲	▲	.15
6-month T-bill	.04	.03	+0.01	▲	▲	▲	.18
52-wk T-bill	.09	.09	...	▲	▲	▲	.24
2-year T-note	.26	.25	+0.01	▲	▲	▲	.42
5-year T-note	1.00	.94	+0.06	▲	▲	▲	1.15
10-year T-note	2.00	1.99	+0.01	▲	▲	▲	2.50
30-year T-bond	3.06	3.09	-0.03	▲	▲	▲	3.69

BONDS	YEST	PVS	NET CHG	WK	MO	QTR	1YR AGO
Barclays LongT-Bdldx	2.76	2.84	-0.08	▲	▲	▲	3.32
Bond Buyer Muni Ixd	4.92	4.90	+0.02	▲	▲	▲	4.87
Barclays USAggregate	2.39	2.40	-0.01	▲	▲	▲	2.53
Barclays US High Yield	9.16	9.07	+0.09	▲	▲	▲	7.85
Moodys AAA Corp Ixd	4.10	4.15	-0.05	▲	▲	▲	4.47
Barclays CompT-Bdldx	1.11	1.13	-0.02	▲	▲	▲	1.46
Barclays US Corp	3.84	3.84	...	▲	▲	▲	3.61

Commodities

Crude oil rose 93 cents per barrel to \$82.14 on hopes for stronger demand after the government said the U.S. economy grew a little faster in the spring than previously estimated.



FUELS	CLOSE	PVS.	%CH.	%YTD
Crude Oil (bbl)	82.14	81.21	+1.15	-10.1
Ethanol (gal)	2.55	2.53	+0.24	+7.4
Heating Oil (gal)	2.82	2.82	-0.01	+10.8
Natural Gas (mm btu)	3.75	3.76	-1.38	-14.9
Unleaded Gas (gal)	2.62	2.65	-1.19	+6.8
METALS	CLOSE	PVS.	%CH.	%YTD
Gold (oz)	1615.50	1616.30	-0.04	+13.7
Silver (oz)	30.47	30.09	+1.29	-1.4
Platinum (oz)	1528.30	1534.20	-0.38	-13.8
Copper (lb)	3.24	3.24	-0.02	-27.1
Palladium (oz)	623.10	633.80	-1.69	-22.4
AGRICULTURE	CLOSE	PVS.	%CH.	%YTD
Cattle (lb)	1.20	1.20	...	+11.6
Coffee (lb)	2.31	2.34	-1.01	-3.9
Corn (bu)	6.33	6.31	+0.28	+0.6
Cotton (lb)	1.01	0.98	+2.68	-30.3
Lumber (1,000 bd ft)	221.00	224.30	-1.47	-26.8
Orange Juice (lb)	1.52	1.51	+0.73	-11.7
Soybeans (bu)	12.30	12.24	+0.53	-11.8
Wheat (bu)	6.54	6.39	+2.43	-17.6

Foreign Exchange

The euro rose against the dollar after German lawmakers voted in favor of a larger European bailout fund, which investors hope will at least delay a default by Greece and others.



MAJORS	CLOSE	CHG.	%CHG.	6MO. AGO	1YR. AGO
USD per British Pound	1.5590	-0.019	-1.2%	1.5990	1.5795
Canadian Dollar	1.0395	+0.010	+1.06%	.9751	1.0305
USD per Euro	1.3559	-0.023	-1.7%	1.4088	1.3643
Japanese Yen	76.71	+1.8	+2.3%	82.43	83.62
Mexican Peso	13.4680	+0.910	+6.8%	11.9544	12.4910
EUROPE/AFRICA/MIDDLE EAST					
Israeli Shekel	3.7298	+0.083	+2.2%	3.5270	3.6377
Norwegian Krone	5.8165	+0.036	+0.6%	5.6063	5.8377
South African Rand	7.9983	+0.061	+1.20%	6.8573	6.9589
Swedish Krona	6.8345	+0.446	+6.5%	6.3532	6.7159
Swiss Franc	.8994	+0.016	+1.8%	.9219	.9768
ASIA/PACIFIC					
Australian Dollar	1.0295	+0.024	+2.4%	.9720	1.0298
Chinese Yuan	6.3998	+0.048	+0.8%	6.5647	6.6934
Hong Kong Dollar	7.7916	-0.031	-0.4%	7.7918	7.7640
Indian Rupee	49.170	+3.95	+8.0%	44.703	45.045
Singapore Dollar	1.3005	+0.085	+6.5%	1.2618	1.3156
South Korean Won	1171.84	+4.19	+0.36%	1112.49	1140.80
Taiwan Dollar	30.49	+0.04	+1.3%	29.52	31.45

Local Stocks

NAME	TICKER	52-WK RANGE	LO	HI	CLOSE	CHG	%CHG	WK	MO	QTR	YTD	1YR	VOL	P/E	DIV
AT&T Inc	T	32.63	42.97	32.58	-31	-0.9%	▼	▼	▼	▼	-21.6%	-17.8%	22142	16	1.60
Adv Micro Dev	AMD	5.31	16.19	5.30	-14	-2.6%	▼	▼	▼	▼	-29.3%	-62.1%	23141	dd	...
Ambac Fincl Grp	ABK	1.04	88.41	1.33	+17	+14.7%	▲	▲	▲	▲	-9.8%	-98.1%	18160	dd	0.04m
Am Intl Grp	AIG	25.70	70.69	26.24	-51	-1.9%	▼	▼	▼	▼	-55.0%	-60.8%	17253	dd	0.88f
Apple Inc	AAPL	111.62	202.96	170.12	+1.94	+1.2%	▲	▲	▲	▲	-14.1%	+38.7%	18325	35	...
Applied Mats	AMAT	16.13	23.00	18.70	-10	-0.5%	▼	▼	▼	▼	+5.3%	-5.6%	13840	18	0.24
Bank of America	BAC	22.44	52.96	22.40	-14	-0.6%	▼	▼	▼	▼	-45.7%	-49.1%	46344	9	2.56
Chesapck Engy	CHK	31.38	74.00	66.78	-2.62	-3.8%	▲	▲	▲	▲	+70.4%	+98.5%	15662	38	0.30f
Cisco Syst	CSCO	21.77	34.24	23.12	+28	+1.2%	▲	▲	▲	▲	-14.6%	-18.1%	30198	18	...
Citigroup	C	16.25	52.97	16.82	-0.2	-0.1%	▼	▼	▼	▼	-42.9%	-64.1%	55760	dd	1.28
CVRD	RIO	17.00	44.15	32.08	-25	-0.8%	▼	▼	▼	▼	-1.8%	+41.5%	26721	18	0.48e
DJIA Diamonds Tr	DIA	111.76	141.95	112.95	+75	+0.7%	▲	▲	▲	▲	-14.8%	-14.9%	20062	q	2.96e
Dell Inc	DELL	18.13	30.77	22.81	+11	+0.5%	▲	▲	▲	▲	-6.9%	-21.5%	15183	18	...
EMC Corp	EMC	14.01	25.47	15.05	+0.7	+0.5%	▲	▲	▲	▲	-18.8%	-19.2%	14520	20	...
Exxon Mobil Corp	XOM	77.55	96.12	88.27	+86	+1.0%	▲	▲	▲	▲	-5.8%	+4.8%	21227	11	1.60f
Ford Motor	F	4.36	9.64	4.42	+0.6	+1.4%	▲	▲	▲	▲	-34.3%	-54.8%	31894	dd	...
Freddie Mac	FRE	15.36	67.20	14.50	-1.42	-8.9%	▼	▼	▼	▼	-57.4%	-72.1%	15166	dd	1.00
Gen Electric	GE	26.15	42.15	26.91	+40	+1.5%	▲	▲	▲	▲	-27.4%	-27.5%	38525	12	1.24
Gen Motors	GM	9.96	43.20	10.12	+14	+1.4%	▲	▲	▲	▲	-59.3%	-71.1%	24330	dd	1.00
Hewlett Packard	HPQ	39.99	53.48	43.44	-17	-0.4%	▼	▼	▼	▼	-13.9%	-2.8%	13601	14	0.32
iShares Brazil nya	EWZ	46.61	102.21	83.06	-90	-1.1%	▼	▼	▼	▼	+2.9%	+37.1%	13802	q	1.83e
iShare Japan nya	EWJ	11.53	14.80	12.29	+0.4	+0.3%	▲	▲	▲	▲	-7.5%	-15.7%	16371	q	0.20e
iShs Emerg Mkts nya	EEM	111.41	167.48	129.13	-37	-0.3%	▼	▼	▼	▼	-14.1%	-1.0%	15651	q	3.50e
iShares EAFE nya	EFA	65.83	88.71	67.28	+43	+0.6%	▲	▲	▲	▲	-14.3%	-14.4%	14370	q	3.31e
iShares Rus 2000	IWM	64.10	85.74	66.32	-59	-0.9%	▼								