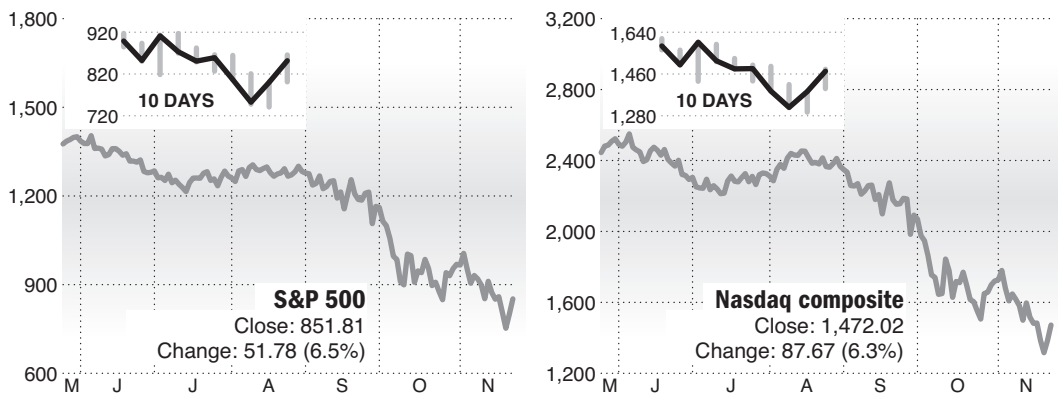


Money&Markets

A click of the wrist gets you more at www.thisnewspaper.com/business



StocksRecap

| | HIGH | LOW | CLOSE | CHG. | %CHG. | ▲ | ▼ | YTD |
|----------------|---------|---------|---------|---------|--------|---|---|---------|
| NYSE | | | | | | | | |
| Vol. (in mil.) | 7,652 | 2,567 | | | | | | |
| Pvs. Volume | 9,277 | 3,057 | | | | | | |
| Advanced | 2844 | 2198 | | | | | | |
| Declined | 375 | 715 | | | | | | |
| New Highs | 1 | 3 | | | | | | |
| New Lows | 108 | 267 | | | | | | |
| NASDAQ | | | | | | | | |
| DOW | 8599.02 | 8048.09 | 8443.39 | +396.97 | +4.93% | ▲ | ▲ | -36.35% |
| DOW Trans. | 3346.01 | 3122.75 | 3300.13 | +177.38 | +5.68% | ▲ | ▲ | -27.80% |
| DOW Util. | 379.14 | 361.74 | 370.40 | +4.06 | +1.11% | ▲ | ▲ | -30.45% |
| NYSE Comp. | 5404.95 | 4959.79 | 5313.76 | +353.97 | +7.14% | ▲ | ▲ | -45.45% |
| NASDAQ | 1480.41 | 1397.19 | 1472.02 | +87.67 | +6.33% | ▲ | ▲ | -44.50% |
| S&P 500 | 865.60 | 801.20 | 851.81 | +51.78 | +6.47% | ▲ | ▲ | -41.99% |
| S&P 400 | 479.26 | 441.50 | 474.51 | +33.00 | +7.47% | ▲ | ▲ | -44.71% |
| Russell 2000 | 438.98 | 407.46 | 436.80 | +30.26 | +7.44% | ▲ | ▲ | -42.98% |
| Wilshire 5000 | 8565.58 | 7926.09 | 8438.52 | +512.46 | +6.47% | ▲ | ▲ | -43.06% |

Interestrates



Bonds fell, sending yields up, on a \$36 billion auction of 2-year notes and worries the government will have to borrow to bail out banks.

| | PRIME RATE | FED FUNDS |
|----------|------------|-----------|
| YEST | 4.00 | 1.00 |
| 6 MO AGO | 5.00 | 2.00 |
| 1 YR AGO | 7.50 | 4.50 |

| TREASURIES | YEST | PVS | NET CHG | WK | MO | QTR | 1YR |
|----------------|------|------|---------|----|----|-----|------|
| 3-month T-bill | .01 | .01 | ... | ▼ | ▼ | ▼ | 3.22 |
| 6-month T-bill | .44 | .44 | ... | ▼ | ▼ | ▼ | 3.38 |
| 1-year T-note | .84 | .82 | +0.02 | ▼ | ▼ | ▼ | 3.19 |
| 2-year T-note | 1.19 | 1.05 | +0.14 | ▼ | ▼ | ▼ | 3.07 |
| 5-year T-note | 2.20 | 1.98 | +0.22 | ▼ | ▼ | ▼ | 3.40 |
| 10-year T-note | 3.33 | 3.17 | +0.16 | ▼ | ▼ | ▼ | 4.00 |
| 30-year T-bond | 3.75 | 3.66 | +0.09 | ▼ | ▼ | ▼ | 4.43 |

| BONDS | YEST | PVS | NET CHG | WK | MO | QTR | 1YR |
|----------------------|-------|-------|---------|----|----|-----|------|
| Lehman Long T-Bd Idx | 3.96 | 3.85 | +0.11 | ▼ | ▼ | ▼ | 4.40 |
| Bond Buyer Muni Idx | 6.06 | 6.01 | +0.05 | ▲ | ▲ | ▲ | 4.84 |
| Lehman US Aggregate | 5.28 | 5.27 | +0.01 | ▼ | ▼ | ▼ | 4.96 |
| Lehman US High Yield | 22.03 | 21.56 | +0.47 | ▲ | ▲ | ▲ | 9.70 |
| Moody's AAA Corp Idx | 5.82 | 5.69 | +0.13 | ▼ | ▼ | ▼ | 5.42 |
| Lehman Comp T-Bd Idx | 2.22 | 2.08 | +0.14 | ▼ | ▼ | ▼ | 3.61 |
| Lehman US Corp | 8.60 | 8.43 | +0.17 | ▲ | ▲ | ▲ | 5.59 |

Quotable

"What these efforts are doing are to prevent the financial system from failing. It's never been about any one particular company."
— Tony Fratto, White House deputy press secretary, on the rescue of Citigroup

Commodities

Gold and other commodities surged, buoyed by a weakening dollar and a rally on Wall Street. The dollar fell and stocks rose after the government unveiled a plan to rescue struggling Citigroup Inc.



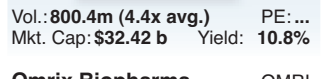
| FUELS | CLOSE | PVS. | %CH. | %YTD |
|----------------------|--------|--------|-------|-------|
| Crude Oil (bbl) | 54.50 | 49.93 | +9.15 | -43.2 |
| Ethanol (gal) | 1.64 | 1.58 | +3.80 | -30.8 |
| Heating Oil (gal) | 1.78 | 1.70 | +4.71 | -32.6 |
| Natural Gas (mm btu) | 6.89 | 6.48 | +6.33 | -7.9 |
| Unleaded Gas (gal) | 1.14 | 1.06 | +7.55 | -54.0 |
| METALS | CLOSE | PVS. | %CH. | %YTD |
| Aluminum (lb) | 0.82 | 0.80 | +2.50 | -23.4 |
| Copper (lb) | 1.67 | 1.57 | +6.37 | -44.9 |
| Gold (oz) | 819.40 | 791.70 | +3.50 | -1.9 |
| Platinum (oz) | 866.40 | 825.70 | +4.93 | -43.3 |
| Silver (oz) | 10.36 | 9.48 | +9.28 | -30.0 |
| AGRICULTURE | CLOSE | PVS. | %CH. | %YTD |
| Cattle (lb) | 0.87 | 0.85 | +2.35 | -9.4 |
| Coffee (lb) | 1.12 | 1.09 | +2.75 | -17.7 |
| Corn (bu) | 3.55 | 3.39 | +4.72 | -22.2 |
| Cotton (lb) | 0.44 | 0.41 | +7.32 | -35.3 |
| Lumber (1,000 bd ft) | 197.60 | 197.90 | -0.15 | -15.7 |
| Orange Juice (lb) | 0.76 | 0.77 | -1.30 | -47.2 |
| Soybeans (bu) | 8.84 | 8.40 | +5.24 | -26.3 |
| Wheat (bu) | 5.38 | 4.99 | +7.82 | -39.2 |

Story Stocks

Wall Street barreled higher for the second straight session on the government's plan to bail out Citigroup. The surge was the Dow Jones industrial average's biggest two-day percentage gain since October 1987. The Dow rose 396.97, or 4.93 percent, to 8,443.39.

Citigroup Inc.

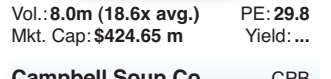
Close: **\$5.95** ▲ **2.18** or **57.8%**
The government announced plans to invest \$20 billion in the struggling bank and guarantee \$306 billion of its risky assets.



Vol.: **800.4m** (4.4x avg.) PE: ...
Mkt. Cap: **\$32.42 b** Yield: **10.8%**

Omnix Biopharma.

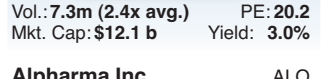
Close: **\$24.79** ▲ **3.63** or **17.2%**
Health care company Johnson & Johnson announced it will acquire the maker of surgical products for \$438 million, or \$25 a share.



Vol.: **8.0m** (18.6x avg.) PE: **29.8**
Mkt. Cap: **\$42.45 b** Yield: ...

Campbell Soup Co.


Close: **\$33.52** ▼ **2.75** or **-7.6%**
Fiscal first-quarter profit fell 3.7 percent, and the company said it expects unfavorable exchange rates to weigh on earnings.



Vol.: **7.3m** (2.4x avg.) PE: **20.2**
Mkt. Cap: **\$12.1 b** Yield: **3.0%**

Alpha Pharma Inc.

Close: **\$36.19** ▲ **2.69** or **8.0%**
King Pharmaceuticals will acquire the drugmaker in a \$1.6 billion, or \$37 a share, deal, ending a months-long standoff.



Vol.: **4.7m** (2.8x avg.) PE: ...
Mkt. Cap: **\$1.52 b** Yield: ...

Xerox Corp.

Close: **\$6.19** ▲ **0.94** or **17.9%**
The printer and copier company cut its full-year profit outlook, but it remained within the range of Wall Street projections.



Vol.: **12.9m** (1.7x avg.) PE: **7.8**
Mkt. Cap: **\$5.36 b** Yield: **2.7%**

Top selling video games 3Q

| TITLE | PUBLISHER | UNITS SOLD* |
|--------------------------------|-----------------|-------------|
| Madden NFL '09 | Electronic Arts | 2.9m |
| Wii Fit | Nintendo | 2.1 |
| Star Wars: The Force Unleashed | Lucasarts | 1.7 |
| Pokemon Platinum | Nintendo | 1.5 |
| Mario Kart Wii | Nintendo | 1.5 |

Balter notes the fourth quarter has started strong with new titles in the "Call of Duty," "Gears of War," and "World of Warcraft" series. GameStop says the percentage of gift givers in stores is at least equal to last year's holiday season.

S&P analyst Michael Souers rates the stock "strong buy," noting the industry "is only partially through a powerful growth cycle unprecedented in strength." He expects GameStop to grow earnings by more than 15 percent over the next two years.

Chris Bain, Kristen Girard • AP

Serious about fun



Retailer GameStop Corp. (GME) is getting high scores from analysts despite reporting lower third-quarter earnings and cutting its full-year profit target. They say "hardcore gamers" are less likely than other video game customers to put off purchases even in a tough economy. This will help GameStop as well as other game sellers from Wal-Mart to Amazon.com to mom and pop stores. Credit Suisse analyst Gary Balter maintained his "outperform" rating on GameStop after it posted results, saying its price below \$20 a share already reflects concerns about slower growth. The company says it's being cautious with projections as it is unsure how the economy will affect holiday sales and purchases by casual gamers. Sales grew at a 5 percent pace in the third quarter, although that fell just short of analyst projections.

SOURCE: NPD Group

Local Stocks

| NAME | TICKER | 52-WK RANGE | LO | HI | CLOSE | CHG | %CHG | WK | MO | QTR | YTD | 1YR | P/E | DIV |
|------------|--------|-------------|--------|--------|-------|-------|------|----|----|-----|-------|---------|-----|-------|
| AMR | AMR | 4.48 | 29.32 | 4.86 | +0.3 | +0.6 | ▲ | ▼ | ▼ | ▼ | -65.4 | -83.0 | 7 | ... |
| AT&T Inc | T | 32.13 | 42.97 | 32.68 | +1.0 | +0.3 | ▲ | ▼ | ▼ | ▼ | -21.4 | -17.9 | 16 | 1.60 |
| AMD | AMD | 5.01 | 16.19 | 5.38 | +0.8 | +1.5 | ▲ | ▼ | ▼ | ▼ | -28.3 | -63.1 | dd | ... |
| Alcoa | AA | 26.69 | 48.77 | 33.39 | +6.1 | +1.9 | ▲ | ▼ | ▼ | ▼ | -8.6 | -19.4 | 13 | 0.68 |
| AmbacF | ABK | 1.04 | 87.15 | 1.39 | +0.6 | +4.5 | ▲ | ▼ | ▼ | ▼ | -94.6 | -97.9 | dd | 0.04m |
| AmIntlGp | AIG | 25.70 | 70.59 | 25.94 | -30 | -1.1 | ▼ | ▼ | ▼ | ▼ | -55.5 | -61.6 | dd | 0.88f |
| Apple Inc | AAPL | 111.62 | 202.96 | 175.16 | +5.04 | +3.0 | ▲ | ▼ | ▼ | ▼ | -11.6 | +33.8 | 36 | ... |
| ApidMati | AMAT | 16.13 | 23.00 | 18.86 | +1.6 | +0.9 | ▲ | ▼ | ▼ | ▼ | +6.2 | -6.3 | 18 | 0.24 |
| BkofAm | BAC | 21.72 | 52.96 | 21.53 | -0.87 | -3.9 | ▼ | ▼ | ▼ | ▼ | -47.8 | -49.6 | 9 | 2.56 |
| Broadcom | BRCM | 16.38 | 43.07 | 28.09 | +1.87 | +7.1 | ▲ | ▼ | ▼ | ▼ | +7.5 | -11.4 | 69 | ... |
| Cisco | CSCO | 21.77 | 34.24 | 22.57 | -0.55 | -2.4 | ▼ | ▼ | ▼ | ▼ | -16.6 | -17.7 | 18 | ... |
| Citigrp | C | 16.25 | 52.97 | 16.40 | -4.2 | -2.5 | ▼ | ▼ | ▼ | ▼ | -44.3 | -64.2 | dd | 1.28 |
| Comcast | CMCSA | 16.11 | 29.41 | 18.46 | +2.0 | +1.1 | ▲ | ▼ | ▼ | ▼ | +1.1 | -35.7 | 23 | 0.25 |
| CVRD s | RIO | 17.00 | 44.15 | 32.27 | +1.9 | +0.6 | ▲ | ▼ | ▼ | ▼ | -1.2 | +40.1 | 18 | 0.48e |
| DJIA Diam | DIA | 111.48 | 141.95 | 112.21 | -0.74 | -0.7 | ▼ | ▼ | ▼ | ▼ | -15.3 | -14.6 | q | 2.96e |
| Dell Inc | DELL | 18.13 | 30.77 | 22.97 | +1.6 | +0.7 | ▲ | ▼ | ▼ | ▼ | -6.3 | -20.6 | 18 | ... |
| Disney | DIS | 26.30 | 35.69 | 30.08 | -0.82 | -2.7 | ▼ | ▼ | ▼ | ▼ | -6.8 | -9.5 | 14 | 0.35f |
| ETrade | ETFC | 2.08 | 23.63 | 3.32 | +0.9 | +2.8 | ▲ | ▼ | ▼ | ▼ | -6.5 | -85.8 | dd | ... |
| EMC Cp | EMC | 14.01 | 25.47 | 15.14 | +0.9 | +0.6 | ▲ | ▼ | ▼ | ▼ | -18.3 | -18.2 | 20 | ... |
| ExxonMbl | XOM | 77.55 | 96.12 | 86.95 | -1.32 | -1.5 | ▼ | ▼ | ▼ | ▼ | -7.2 | +5.1 | 11 | 1.60f |
| FannieMae | FNM | 18.25 | 70.57 | 15.74 | -3.04 | -16.2 | ▼ | ▼ | ▼ | ▼ | -60.6 | -69.4 | dd | 1.00m |
| FifthThird | FITB | 8.96 | 41.17 | 10.31 | -0.25 | -2.4 | ▼ | ▼ | ▼ | ▼ | -59.0 | -70.5 | 5 | 0.60m |
| FordM | F | 4.30 | 9.30 | 4.47 | +0.5 | +1.1 | ▲ | ▼ | ▼ | ▼ | -33.6 | -53.1 | dd | ... |
| FredMac | FRE | 14.35 | 67.20 | 11.91 | -2.59 | -17.9 | ▼ | ▼ | ▼ | ▼ | -65.0 | -74.5 | dd | 1.00 |
| GenElec | GE | 26.15 | 42.15 | 27.10 | +1.9 | +0.7 | ▲ | ▼ | ▼ | ▼ | -26.9 | -27.3 | 13 | 1.24 |
| GnMotr | GM | 9.96 | 43.20 | 10.24 | +1.2 | +1.2 | ▲ | ▼ | ▼ | ▼ | -58.9 | -70.7 | dd | 1.00 |
| HomeDp | HD | 22.35 | 41.01 | 22.32 | -0.22 | -1.0 | ▼ | ▼ | ▼ | ▼ | -17.1 | -40.2 | 11 | 0.90 |
| Intel | INTC | 18.05 | 27.99 | 20.71 | +0.5 | +0.2 | ▲ | ▼ | ▼ | ▼ | -22.3 | -14.0 | 18 | 0.56f |
| JPMorgCh | JPM | 32.33 | 50.48 | 34.04 | -1.27 | -3.6 | ▼ | ▼ | ▼ | ▼ | -21.3 | -25.4 | 9 | 1.52 |
| JnprNtwk | JNPR | 21.38 | 37.95 | 23.17 | +4.2 | +1.8 | ▲ | ▼ | ▼ | ▼ | -30.2 | -14.1 | 32 | ... |
| Keycorp | KEY | 10.00 | 37.09 | 10.58 | -0.52 | -4.7 | ▼ | ▼ | ▼ | ▼ | -54.9 | -64.2 | 5 | 0.75m |
| LehmanBr | LEH | 19.24 | 75.39 | 20.84 | -2.01 | -8.8 | ▼ | ▼ | ▼ | ▼ | -68.2 | -68.5</ | | |