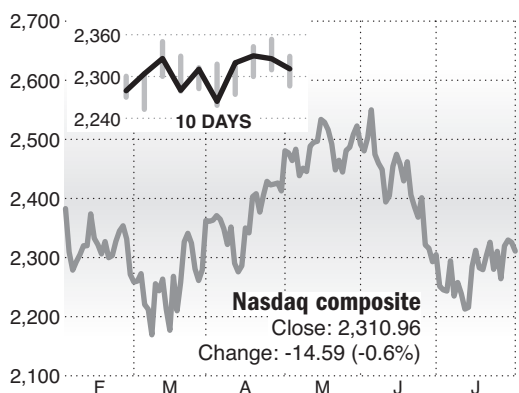
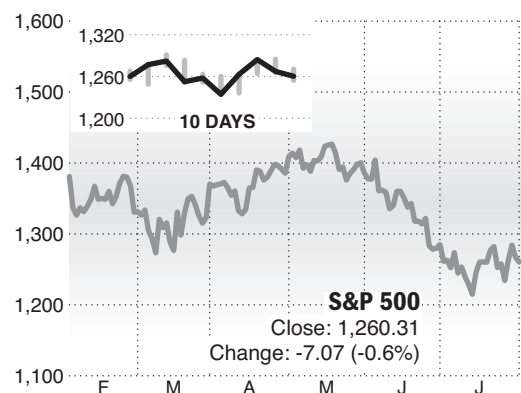


Money&Markets

A click of the wrist gets you more at www.thisnewspaper.com/business



StocksRecap

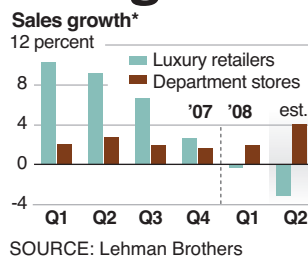
	NYSE	NASD		HIGH	LOW	CLOSE	CHG.	%CHG.	WK	MO	QTR	YTD
Vol. (in mil.)	3,194	1,378	DOW	11337.48	11157.21	11288.54	+73.03	+0.65%	▼	▼	▼	-14.90%
Pvs. Volume	5,152	2,359	DOW Trans.	4738.95	4635.39	4678.75	+25.62	+0.55%	▲	▲	▲	+2.37%
Advanced	1078	1072	DOW Util.	524.34	514.49	515.32	-3.20	-0.62%	▲	▲	▲	-3.23%
Declined	2029	1707	NYSE Comp.	8533.90	8410.41	8481.54	+16.03	+0.19%	▼	▼	▼	-12.92%
New Highs	2	6	NASDAQ	2262.96	2227.80	2245.38	-6.08	-0.27%	▼	▼	▼	-15.34%
New Lows	443	381	S&P 500	1271.48	1252.01	1262.90	+1.38	+0.11%	▼	▼	▼	-13.99%
			S&P 400	797.85	782.53	786.80	-8.70	-1.09%	▼	▼	▼	-8.32%
			Russell 2000	673.59	660.93	665.78	-6.56	-0.98%	▼	▼	▼	-13.09%
			Wilshire 5000	12910.38	12707.19	12815.47	-26.86	-0.21%	▼	▼	▼	-13.53%

LocalStocks

NAME	TICKER	52-WK RANGE	◇ CLOS	LO	HI	CLOSE	CHG	%CHG	WK	MO	QTR	YTD	1YR	VOL	P/E	DIV
AT&T Inc	T	32.63	32.63	32.63	32.58	32.58	-0.31	-0.9%	▼	▼	▼	-21.6%	-17.8%	22142	16	1.60
Adv Micro Dev	AMD	5.31	16.19	5.30	16.19	5.30	-0.14	-2.6%	▼	▼	▼	-29.3%	-62.1%	23141	dd	...
Ambac Fincl Grp	ABK	1.04	88.41	1.33	88.41	1.33	+0.17	+14.7%	▲	▲	▲	-94.8%	-98.1%	18160	dd	0.04m
Am Intl Grp	AIG	25.70	70.69	26.24	70.69	26.24	-0.51	-1.9%	▼	▼	▼	-55.0%	-60.8%	17253	dd	0.88f
Apple Inc	AAPL	111.62	202.96	170.12	202.96	170.12	+1.94	+1.2%	▲	▲	▲	-14.1%	+38.7%	18325	35	...
Applied Matls	AMAT	16.13	23.00	18.70	23.00	18.70	-0.10	-0.5%	▼	▼	▼	+5.3%	-5.6%	13840	18	0.24
Bank of America	BAC	22.44	52.96	22.40	52.96	22.40	-0.14	-0.6%	▼	▼	▼	-45.7%	-49.1%	46344	9	2.56
Chesapck Engy	CHK	31.38	74.00	66.78	74.00	66.78	-2.62	-3.8%	▲	▲	▲	+70.4%	+98.5%	15662	38	0.30f
Cisco Syst	CSCO	21.77	34.24	23.12	34.24	23.12	+0.28	+1.2%	▲	▲	▲	-14.6%	-18.1%	30198	18	...
Citigroup	C	16.25	52.97	16.82	52.97	16.82	-0.02	-0.1%	▼	▼	▼	-42.9%	-64.1%	55760	dd	1.28
CVRD	RIO	17.00	44.15	32.08	44.15	32.08	-0.25	-0.8%	▼	▼	▼	-1.8%	+41.5%	26721	18	0.48e
DJIA Diamonds Tr	DIA	111.76	141.95	112.95	141.95	112.95	+0.75	+0.7%	▲	▲	▲	-14.8%	-14.9%	20062	q	2.96e
Dell Inc	DELL	18.13	30.77	22.81	30.77	22.81	+0.11	+0.5%	▲	▲	▲	-6.9%	-21.5%	15183	18	...
EMC Corp	EMC	14.01	25.47	15.05	25.47	15.05	+0.07	+0.5%	▲	▲	▲	-18.8%	-19.2%	14520	20	...
Exxon Mobil Corp	XOM	77.55	96.12	88.27	96.12	88.27	+0.86	+1.0%	▲	▲	▲	-5.8%	+4.8%	21227	11	1.60f
Ford Motor	F	4.36	9.64	4.42	9.64	4.42	+0.06	+1.4%	▲	▲	▲	-34.3%	-54.8%	31894	dd	...
Freddie Mac	FRE	15.36	67.20	14.50	67.20	14.50	-1.42	-8.9%	▼	▼	▼	-57.4%	-72.1%	15166	dd	1.00
Gen Electric	GE	26.15	42.15	26.91	42.15	26.91	+0.40	+1.5%	▲	▲	▲	-27.4%	-27.5%	38525	12	1.24
Gen Motors	GM	9.96	43.20	10.12	43.20	10.12	+0.14	+1.4%	▲	▲	▲	-59.3%	-71.1%	24330	dd	1.00
Hewlett Packard	HPQ	39.99	53.48	43.44	53.48	43.44	-0.17	-0.4%	▼	▼	▼	-13.9%	-2.8%	13601	14	0.32
iShares Brazil nya	EWZ	46.61	102.21	83.06	102.21	83.06	-0.90	-1.1%	▼	▼	▼	+2.9%	+37.1%	13802	q	1.83e
iShare Japan nya	EWJ	11.53	14.80	12.29	14.80	12.29	+0.04	+0.3%	▲	▲	▲	-7.5%	-15.7%	16371	q	0.20e
iShs Emerg Mkts nya	EEM	111.41	167.48	129.13	167.48	129.13	-0.37	-0.3%	▼	▼	▼	-14.1%	-1.0%	15651	q	3.50e
iShares EAFE nya	EFA	65.83	88.71	67.28	88.71	67.28	+0.43	+0.6%	▲	▲	▲	-14.3%	-14.4%	14370	q	3.31e
iShares Rus 2000	IWM	64.10	85.74	66.32	85.74	66.32	-0.59	-0.9%	▼	▼	▼	-12.6%	-19.7%	69594	q	0.83e
Intel Corp	INTC	18.05	27.99	20.66	27.99	20.66	-0.27	-1.3%	▼	▼	▼	-22.5%	-11.7%	39403	18	0.56f
JPMorgan Chase & Co	JPM	32.33	50.48	35.31	50.48	35.31	+0.71	+2.1%	▲	▲	▲	-18.4%	-25.7%	32932	10	1.52
Lehman Bros	LEH	19.24	76.99	22.85	76.99	22.85	+0.49	+2.2%	▲	▲	▲	-65.1%	-69.0%	37390	dd	0.88
Level 3 Commun	LVL	1.68	6.42	2.63	6.42	2.63	+0.01	+0.4%	▲	▲	▲	-13.5%	-55.0%	14693	dd	...
Merrill Lynch	MER	30.56	89.23	31.12	89.23	31.12	-0.03	-0.1%	▼	▼	▼	-42.0%	-61.0%	15809	dd	1.40
Micron Tech	MU	5.42	14.20	5.77	14.20	5.77	-0.14	-2.4%	▼	▼	▼	-20.4%	-52.6%	15039	dd	...
Microsoft Corp	MSFT	23.19	37.50	25.98	37.50	25.98	+0.10	+0.4%	▲	▲	▲	-27.0%	-11.5%	35213	15	0.44
Motorola Inc	MOT	7.15	19.68	7.06	19.68	7.06	-0.09	-1.3%	▼	▼	▼	-56.0%	-58.8%	19198	dd	0.20
Nvidia Corporation	NVDA	17.31	39.67	12.49	39.67	12.49	-5.54	-30.7%	▼	▼	▼	-63.3%	-37.2%	67302	9	...
Oracle Corp	ORCL	18.18	23.57	20.73	23.57	20.73	-0.09	-0.4%	▼	▼	▼	-8.2%	+4.5%	21372	20	...
Penn Natl Gaming	PENN	28.20	62.30	29.66	62.30	29.66	+1.06	+3.7%	▲	▲	▲	-50.2%	-51.9%	13583	17	0.34p
Petrobras	PBR	24.38	77.61	65.72	77.61	65.72	-1.38	-2.1%	▼	▼	▼	+14.1%	+116.0%	13717	21	0.83e
Pfizer Inc	PFE	17.12	26.15	17.75	26.15	17.75	+0.13	+0.7%	▲	▲	▲	-21.9%	-26.8%	21249	16	1.28
PowerShs QQQ Trust	QQQQ	40.55	55.07	44.63	55.07	44.63	-0.08	-0.2%	▼	▼	▼	-12.9%	-6.6%	110255	q	0.15e
ProSh UltraSht S&P	SDS	47.50	72.55	68.69	72.55	68.69	-0.11	-0.2%	▲	▲	▲	+26.8%	+35.7%	23434	q	1.90e
ProSh Ultra Sht QQQ	QID	33.80	57.75	46.00	57.75	46.00	+0.17	+0.4%	▲	▲	▲	+21.1%	+4.8%	32835	q	1.23e
ProSh UISh Oil&Gas	DUG	25.41	58.77	28.43	58.77	28.43	+0.54	+1.9%	▲	▲	▲	-21.0%	-40.3%	23502	q	0.66e
ProSh Ultra Fincl	UYG	19.00	69.80	19.54	69.80	19.54	-0.11	-0.6%	▼	▼	▼	-53.0%	-69.6%	21331	q	0.53e
Qwest Commun	Q	3.64	9.96	3.76	9.96	3.76	+0.11	+3.0%	▲	▲	▲	-46.4%	-60.5%	15476	3	0.32
Regions Fincl	RF	10.31	34.44	10.31	34.44	10.31	-0.28	-2.6%	▼	▼	▼	-56.4%	-64.3%	16158	6	1.52
Schering Plough	SGP	13.83	33.40	19.79	33.40	19.79	+0.32	+1.6%	▲	▲	▲	-25.7%	-36.3%	13878	dd	0.26
Sprint Nextel Corp	S	5.48	22.64	8.51	22.64	8.51	-0.23	-2.6%	▼	▼	▼	-35.2%	-59.3%	22433	dd	...
SPDR	SPY	125.93	157.52	126.28	157.52	126.28	+0.14	+0.1%	▲	▲	▲	-13.6%	-15.1%	203939	q	2.81e
SPDR Materials	XLB	34.63	46.54	39.38	46.54	39.38	+0.16	+0.4%	▲	▲	▲	-5.6%	-2.5%	13899	q	0.91e
SPDR Energy	XLE	62.73	91.42	84.86	91.42	84.86	-1.36	-1.6%	▼	▼	▼	+6.9%	+24.0%	32340	q	0.83e
SPDR Financial	XLF	19.57	37.25	19.98	37.25	19.98	-0.05	-0.2%	▼	▼	▼	-30.9%	-42.6%	80852	q	0.91e
Taiwan Semicon	TSM	7.56	11.97	10.25	11.97	10.25	-0.35	-3.3%	▼	▼	▼	+2.9%	-6.0%	25291	6	0.50e
Unitedhealth Group	UNH	25.04	59.46	22.96	59.46	22.96	-2.16	-8.6%	▼	▼	▼	-60.5%	-51.8%	22671	6	0.03
Wachovia Corp	WB	14.70	53.10	14.88	53.10	14.88	-0.50	-3.3%	▼	▼	▼	-60.9%	-66.2%	33086	8	1.50m
Wash Mutl Inc	WM	4.65	43.85	5.38	43.85	5.38	+0.07	+1.3%	▲	▲	▲	-60.5%	-84.7%	24348	dd	0.04m
Wells Fargo & Co	WFC	23.04	37.99	23.92	37.99	23.92	+0.33	+1.4%	▲	▲	▲	-20.8%	-30.1%	27049	10	1.24
Yahoo Inc	YHOO	18.58	34.08	21.35	34.08	21.35	+0.47	+2.3%	▲	▲	▲	-8.2%	-22.3%	21444	29	...



Losing luster



Even the wealthy are hurting from the weak economy, and that's dulling the sheen of luxury retailers. The downturn started with spiking defaults on "subprime" mortgages, or loans made to homeowners with poor credit. Now, American Express (AXP) says even its "superprime" cardmembers, or those with excellent credit, are pulling back on purchases. Retailers say luxury spending has historically tracked consumer sentiment, which has been sinking: Rich consumers don't make big discretionary purchases when they're worried about the stock market. Upscale stores are now performing worse than general department stores, says Lehman Brothers analyst Robert Drbul.

Coach (COH) this week reported results in line with Wall Street's expectations at stores open more than a year

tations but warned that the "consumer malaise in the U.S. will remain well into calendar 2009." Its sales forecast for the next fiscal year fell short of analysts' estimates.

Drbul thinks industry margins will sink through the second half, as luxury retailers discount prices to clear inventories. Those with big international sales will likely hold up better; he points to Tiffany (TIF), which gets 40 percent of revenue from abroad; for Coach, it's about 20 percent.

Banc of America Securities analyst Dana Cohen, though, recently cut Tiffany's rating to "sell." She thinks U.S. stores will see less traffic from international tourists, as airlines have been cutting flights to U.S. cities amid record-high fuel prices.

Stan Choe, Kristen Girard • AP

FundFocus

This mid-cap fund holds undervalued, stable businesses that dominate their industries, such as