S&P 500	NASDAQ	DOW	6-MO T-BILLS	30-YR T-BONDS	CRUDE OIL	EURO	GOLD
851.81 ▲ +51.78	1,472.02 ▲ +87.67	8,443.39 ▲ +396.97	.44% ...	3.75% ▲ +.09	$54.50 ▲ +4.57	1.2877 ▲ +.0375	$819.40 ▲ +27.70

Money&Markets

A click of the wrist gets you more at www.thisnewspaper.com/business

StoryStocks

Wall Street barreled higher for the second straight session on the government's plan to bail out Citigroup. The surge was the Dow Jones industrial average's biggest two-day percentage gain since October 1987. The Dow rose 396.97, or 4.93 percent, to 8,443.39.

Citigroup Inc. C
Close: **$5.95 ▲2.18 or 57.8%**
The government announced plans to invest $20 billion in the struggling bank and guarantee $306 billion of its risky assets.

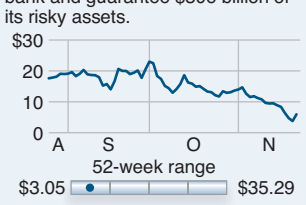

Vol.: **800.4m (4.4x avg.)** PE: **...**
Mkt. Cap: **$32.42 b** Yield: **10.8%**

Omrix Biopharma. OMRI
Close: **$24.79 ▲3.63 or 17.2%**
Health care company Johnson & Johnson announced it will acquire the maker of surgical products for $438 million, or $25 a share.

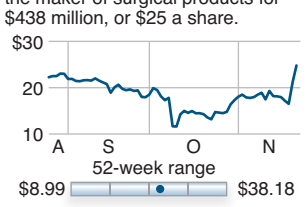

Vol.: **8.0m (18.6x avg.)** PE: **29.8**
Mkt. Cap: **$424.65 m** Yield: **...**

Campbell Soup Co. CPB
Close: **$33.52 ▼-2.75 or -7.6%**
Fiscal first-quarter profit fell 3.7 percent, and the company said it expects unfavorable exchange rates to weigh on earnings.

Vol.: **7.3m (2.4x avg.)** PE: **20.2**
Mkt. Cap: **$12.1 b** Yield: **3.0%**

Alpharma Inc. ALO
Close: **$36.19 ▲2.69 or 8.0%**
King Pharmaceuticals will acquire the drugmaker in a $1.6 billion, or $37 a share, deal, ending a months-long standoff.

Vol.: **4.7m (2.8x avg.)** PE: **...**
Mkt. Cap: **$1.52 b** Yield: **...**

SOURCE: Sungard AP

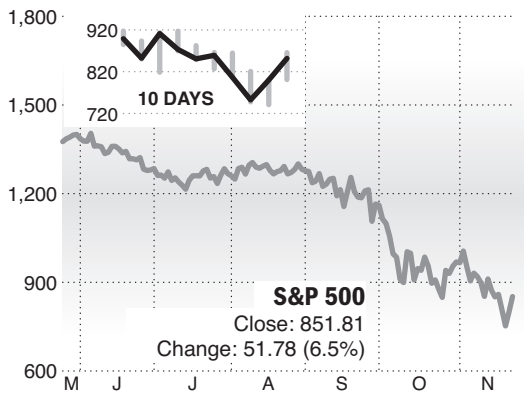

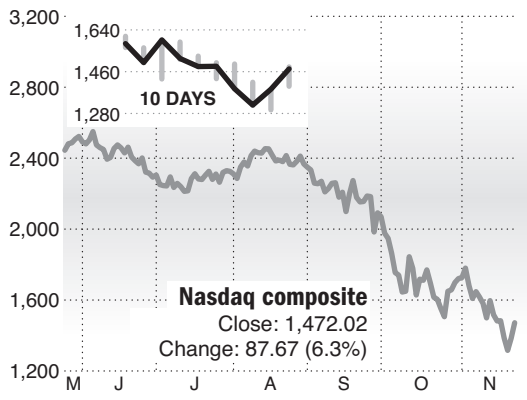

StocksRecap

	NYSE	NASD
Vol. (in mil.)	7,652	2,567
Pvs. Volume	9,277	3,057
Advanced	2844	2198
Declined	375	715
New Highs	1	3
New Lows	108	267

	HIGH	LOW	CLOSE	CHG.	%CHG.	WK	MO	QTR	YTD
DOW	8599.02	8048.09	8443.39	+396.97	+4.93%	▲	▲	▼	-36.35%
DOW Trans.	3346.01	3122.75	3300.13	+177.38	+5.68%	▼	▼	▼	-27.80%
DOW Util.	379.14	361.74	370.40	+4.06	+1.11%	▲	▲	▼	-30.45%
NYSE Comp.	5404.95	4959.79	5313.76	+353.97	+7.14%	▼	▲	▼	-45.45%
NASDAQ	1480.41	1397.19	1472.02	+87.67	+6.33%	▼	▼	▼	-44.50%
S&P 500	865.60	801.20	851.81	+51.78	+6.47%	▲	▲	▼	-41.99%
S&P 400	479.26	441.50	474.51	+33.00	+7.47%	▼	▼	▼	-44.71%
Russell 2000	438.98	407.46	436.80	+30.26	+7.44%	▼	▼	▼	-42.98%
Wilshire 5000	8565.58	7926.09	8438.52	+512.46	+6.47%	▼	▼	▼	-43.06%

Bear taking no prisoners

This is an "equal opportunity" bear: stocks of all sizes, from all sectors, are getting smacked. In the technology-driven bear market of 2000 to 2002, some sectors held up better than others. "It is more across the board this time," says Liz Ann Sonders, chief investment strategist of Charles Schwab. "This bubble was a larger credit-debt-housing bubble, so it's having a broader impact on the economy, and it's a global problem."

Hedge funds and other institutions are being forced to sell assets to pay back loans. The broad selling has also hit commodities and overseas stocks. Traders weren't as highly leveraged in the last bear market, says David Kelly, chief market strategist of JPMorgan Funds Management. "When the market gets into an extreme bear condition, a lot of the logic that determines the winners and losers goes out the window," he says. "This is not a market in which people are valuing assets carefully. It's a market in which everyone is trying to raise cash."

Spending is more of a worry this time, which is why so many sectors are getting hurt. Consumer spending fell 3.1 percent in the third quarter, the worst decline in 28 years, according to the Bureau of Economic Analysis. The slowdown is even hurting the traditionally defensive consumer staples sector, though it's still the best performer in the Standard & Poor's 500.

Tech was the epicenter of the last bear market. Though the sector is down nearly as much this time, it was the biggest component of the S&P 500 in 2000, at 34.5 percent, compared to just 16 percent now.

In this bear, stocks of all sizes are getting walloped. Steve DeSanctis, strategist for Merrill Lynch, notes mid-caps were priced reasonably in March of 2000 so they had less distance to fall. This time around, "mid-caps started much more expensive than large caps," he says.

Declines during last bear vs. current bear

The drop in the S&P 500 is about the same now as then. This time, the pain is severe across many sectors, though financials are faring the worst.

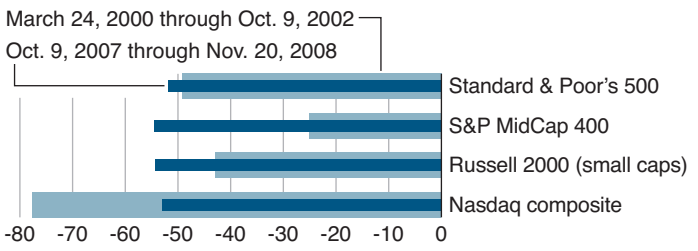

Standard & Poor's sectors

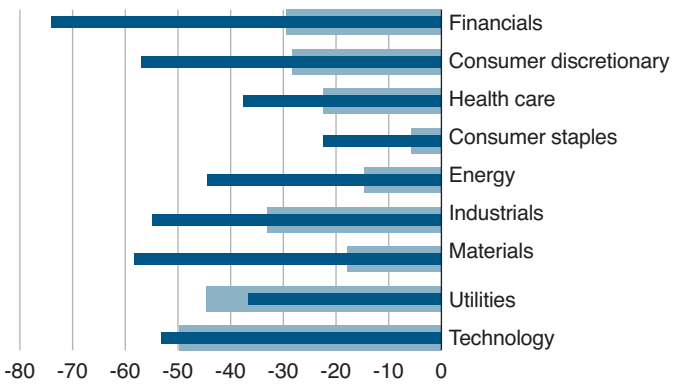

SOURCE: Thomson Reuters

Shaila Dani, Elizabeth Gramling • AP

Interestrates

Bonds fell, sending yields up, on a $36 billion auction of 2-year notes and worries the government will have to borrow to bail out banks.

TREASURIES	YEST	PVS	NET CHG	WK	MO	QTR	1YR AGO
3-month T-bill	.01	.01	...	▼	▼	▼	3.22
6-month T-bill	.44	.44	...	▼	▼	▼	3.38
1-year T-note	.84	.82	+0.02	▼	▼	▼	3.19
2-year T-note	1.19	1.05	+0.14	▬	▼	▼	3.07
5-year T-note	2.20	1.98	+0.22	▼	▼	▼	3.40
10-year T-note	3.33	3.17	+0.16	▼	▼	▼	4.00
30-year T-bond	3.75	3.66	+0.09	▼	▼	▼	4.43

BONDS	YEST	PVS	NET CHG	WK	MO	QTR	1YR AGO
Lehman Long T-Bd Idx	3.96	3.85	+0.11	▼	▼	▼	4.40
Bond Buyer Muni Idx	6.06	6.01	+0.05	▲	▲	▲	4.84
Lehman US Aggregate	5.28	5.27	+0.01	▼	▼	▲	4.96
Lehman US High Yield	22.03	21.56	+0.47	▲	▲	▲	9.70
Moodys AAA Corp Idx	5.82	5.69	+0.13	▼	▼	▲	5.42
Lehman Comp T-Bd Idx	2.22	2.08	+0.14	▼	▼	▼	3.61
Lehman US Corp	8.60	8.43	+0.17	▲	▼	▲	5.59

	PRIME RATE	FED FUNDS
YEST	4.00	1.00
6 MO AGO	5.00	2.00
1 YR AGO	7.50	4.50

Commodities

Gold and other commodities surged, buoyed by a weakening dollar and a rally on Wall Street. The dollar fell and stocks rose after the government unveiled a plan to rescue struggling Citigroup Inc.

FUELS	CLOSE	PVS.	%CH.	%YTD
Crude Oil (bbl)	54.50	49.93	+9.15	-43.2
Ethanol (gal)	1.64	1.58	+3.80	-30.8
Heating Oil (gal)	1.78	1.70	+4.71	-32.6
Natural Gas (mm btu)	6.89	6.48	+6.33	-7.9
Unleaded Gas (gal)	1.14	1.06	+7.55	-54.0
METALS	**CLOSE**	**PVS.**	**%CH.**	**%YTD**
Aluminum (lb)	0.82	0.80	+2.50	-23.4
Copper (lb)	1.67	1.57	+6.37	-44.9
Gold (oz)	819.40	791.70	+3.50	-1.9
Platinum (oz)	866.40	825.70	+4.93	-43.3
Silver (oz)	10.36	9.48	+9.28	-30.0
AGRICULTURE	**CLOSE**	**PVS.**	**%CH.**	**%YTD**
Cattle (lb)	0.87	0.85	+2.35	-9.4
Coffee (lb)	1.12	1.09	+2.75	-17.7
Corn (bu)	3.55	3.39	+4.72	-22.2
Cotton (lb)	0.44	0.41	+7.32	-35.3
Lumber (1,000 bd ft)	197.60	197.90	-0.15	-15.7
Orange Juice (lb)	0.76	0.77	-1.30	-47.2
Soybeans (bu)	8.84	8.40	+5.24	-26.3
Wheat (bu)	5.38	4.99	+7.82	-39.2

Foreign Exchange

The dollar fell against other major European currencies but rose against the Japanese yen after the government unveiled a $20 billion plan to rescue struggling Citigroup, sparking a rally in stock prices.

MAJORS	CLOSE	CHG.	%CHG.	6MO. AGO	1YR. AGO
USD per British Pound	1.5115	+.0338	+2.24%	1.9794	2.0612
Canadian Dollar	1.2377	-.0496	-4.01%	.9886	.9893
USD per Euro	1.2877	+.0375	+2.91%	1.5775	1.4838
Japanese Yen	96.85	+1.48	+1.53%	104.17	108.18
Mexican Peso	13.4815	-.3590	-2.66%	10.3950	10.9776
EUROPE/AFRICA/MIDDLE EAST					
Israeli Shekel	3.9920	-.0015	-.04%	3.3333	3.8639
Norwegian Krone	6.9800	-.2999	-4.30%	5.0020	5.4082
South African Rand	10.0780	-.4674	-4.64%	7.6687	6.8125
Swedish Krona	8.0000	-.4818	-6.02%	5.9032	6.2613
Swiss Franc	1.1988	-.0255	-2.13%	1.0241	1.1020
ASIA/PACIFIC					
Australian Dollar	1.5433	-.0756	-4.90%	1.0411	1.1422
Chinese Yuan	6.8279	-.0038	-.06%	6.9444	7.4002
Hong Kong Dollar	7.7517	+.0009	+.01%	7.8064	7.7751
Indian Rupee	49.918	+.374	+.75%	42.735	39.675
Singapore Dollar	1.5095	-.0233	-1.54%	1.3594	1.4423
South Korean Won	1461.00	-32.50	-2.22%	1045.25	930.23
Taiwan Dollar	33.45	+.03	+.09%	30.58	32.43

Combined Stocks

Name	Last	Chg	YTD %Chg
ABB Ltd	27.37	...	-5.0
ACE Ltd	54.00	-.83	-12.6
ADC Tel r	13.99	+.01	-10.0
AES Corp	18.12	-.65	-15.3
AFLAC	61.62	-.79	-1.6
AK Steel	52.39	-.40	+13.3
AMR	4.86	+.03	-65.4
APP Phm	23.19	+5.37	+125.8
AT&T Inc	32.68	+.10	-21.4
AU Optron	15.74	...	-18.0
AbtLab	54.19	-.56	-3.5
AberFitc	60.70	-.03	-24.1
Accenture	39.86	-.55	+10.6
AcmePkt h	4.15	-.47	-67.0
Activisn	32.01	+1.11	+7.8
Acuity	38.53	-1.52	-14.4
AdobeSy	39.72	-.67	-7.0
Adtran	24.88	+1.39	+16.4
AMD	5.38	+.08	-28.3
Aeropstl s	31.74	+.70	+19.8
Aetna	36.51	-.63	-36.8
Agilent	35.07	+.34	-4.5
Agnico g	70.96	-1.44	+29.9
Agrium g	97.74	+.74	+35.4
AirProd	95.52	-1.60	-3.2
AirTran	1.88	-.13	-73.7
AkamaiT	32.46	-.51	-6.2
AlcatelLuc	5.76	-.02	-21.3
Alcoa	33.39	+.61	-8.6
AllegTch	52.02	-.60	-39.8
Allergan	51.17	-.71	-20.3
AlliedCap	11.77	-1.03	-45.3
AldWaste	12.18	-.26	+10.5
Allstate	46.23	-.77	-11.5
AlphaNRs	87.74	+1.87	+170.1
AlteraCp lf	19.37	-.41	+.3
Altria s	20.52	+.40	-12.0
Amazon	72.49	+.49	-21.8
AmbacF	1.39	+.06	-94.6
AMoviL	51.11	-.51	-16.7
AmAxle	6.98	-.54	-62.5
AmCapStr	21.59	-.85	-34.5
AEagleOut	13.42	+.05	-35.4
AEP	39.74	+.18	-14.6
AmExp	39.59	-.65	-23.6
AmIntlGp	25.94	-.30	-55.5
AmOriBio	8.45	-.49	-23.7
AmTower	40.04	+.24	-6.0
Americdt	7.45	-.44	-41.8
Ameriprise	39.40	-.48	-28.5
Amgen	50.27	-.57	+8.2
AmkorT lf	10.10	-.01	+18.4
Amylin	24.87	+.25	-32.8
Anadarko	68.24	-2.34	+3.9
AnalogDev	30.92	+.21	-2.5
AnglogId A	32.59	-.94	-23.9
Anheusr	61.74	+.07	+18.0
Annaly	14.73	-.87	-19.0
Aon Corp	45.92	-.73	-3.7
Apache	127.57	-5.62	+18.6
ApolloGrp	55.23	+.05	-21.3
Apple Inc	175.16	+5.04	-11.6
ApldMatl	18.86	+.16	+6.2
ArcelorMit	87.20	+3.40	+12.7
ArchCoal	63.30	-.40	+40.9
ArchDan	31.91	+.74	-31.3
Arris	8.67	+.01	-13.1
ArvMerit	10.50	-.25	-10.5
AsscdBanc	17.14	-.84	-36.7
AssuredG	17.09	-.37	-35.6
AstraZen	45.93	+.13	+7.3
Atmel	3.60	+.08	-16.7
AutoNatn	8.97	-.01	-42.7
Autodesk	33.68	-.28	-32.3
AutoData	42.11	+.03	-5.4
Avanex	.87	-.12	-13.0
AvisBudget	5.05	-.28	-61.2
Avon	35.23	-.17	-10.9
BB&T Cp	21.68	-1.27	-29.3
BCE g	38.65	+3.90	-2.7
BHP BillLt	76.40	-.89	+9.1
BJ Svcs	29.84	-.95	+23.0
BJs Whls	41.49	-1.11	+22.6
BP PLC	66.45	+.11	-9.2
Baidu.com	327.89	+11.89	-15.9
BakrHu	83.21	-1.68	+2.6
BcoBrad s	19.82	-.34	-5.3
BncoItau s	19.43	-.28	-6.0
BcoSantand	17.54	-1.06	-18.6
BkofAm	21.53	-.87	-47.8
BkNYMel	35.68	-1.37	-26.8
Bankrate	28.89	-4.12	-39.9
BarrickG	44.69	-.40	+6.3
Baxter	63.88	-.24	+10.0
BeaconPw	1.46	-.34	-3.9
BedBath	28.43	+.01	-3.3
BestBuy	39.25	-.34	-25.5
BigLots	32.19	-.15	+101.3
BiogenIdc	58.87	+.67	+3.4
BioMarin	27.35	-.91	-22.7
Blackstone	16.77	-.46	-24.2
BlockHR	22.75	+.94	+22.5
Blockbstr	2.65	-.02	-32.1
Boeing	64.29	-.18	-26.5
BorgWarn s	38.30	-1.70	-20.9
BostonSci	12.50	+.15	+7.5
BoydGm	10.75	-.12	-68.4
Brinker	17.50	+.09	-10.5
BrMySq	20.60	-.18	-21.4
Broadcom	28.09	+1.87	+7.5
BrcdeCm	8.65	...	+17.8
Brunswick	10.11	-.04	-40.7
BungeLt	99.12	+1.99	-14.9
BurlNSF	94.63	+.80	+13.7
CA Inc	22.37	+.09	-10.3
CB REllis	18.51	+.04	-14.1
CBS B	17.73	-.87	-34.9
CF Inds	147.16	+4.76	+33.7
CH Robins	53.26	+.89	-1.6
CIGNA	34.37	-.04	-36.0
CIT Gp	7.69	-.56	-68.0
CMS Eng	13.85	-.41	-20.3
CSX	56.88	-.48	+29.3
CVS Care	38.78	+.29	-2.4
CabotO&G	61.52	-1.90	+52.4
Cadence	9.72	+.01	-42.9
Calpine n	19.98	-.77	+14.2
Cameco gs	40.62	+.36	+2.0
Cameron s	52.76	-.21	+9.6
CampSp	34.85	+.17	-2.5
CdnNRs g	91.30	-4.43	+24.8
CdnSolar	33.50	+1.52	+19.0
CapOne	37.33	-1.11	-21.0
CapitlSrce	10.12	-.40	-42.5
CpstnTrb	3.41	+.08	+109.2
CardnlHlth	50.64	...	-12.3
CarMax	13.08	-.07	-33.8
Carnival	32.35	+.46	-27.3
CashAm	37.26	+5.16	+15.4
Caterpillar	70.81	+.50	-2.4
Celgene	69.19	+1.82	+49.7
Cemex	22.92	-.41	-11.3
CenterPnt	15.81	-.09	-7.7
Centex	12.51	-.44	-50.5
ChartCom	1.03	-.01	-12.0
ChkPoint	23.05	-.27	+5.0
Chemtura	5.64	+.04	-27.7
ChesEng	64.34	-2.44	+64.1
Chevron	96.82	-1.81	+3.7
Chicos	5.02	-.10	-44.4
ChinaLife	51.25	+2.10	-33.0
ChinaMble	66.90	+.99	-23.0
Chubb	48.38	-1.29	-11.4
CienaCorp	22.35	+.13	-34.5
Cimarex	62.19	-2.52	+46.2
CinnFin	24.35	-.73	-38.4
CircCity	2.30	-.01	-45.2
Cisco	22.57	-.55	-16.6
CitadlBr	1.08	...	-47.6
Citigrp	16.40	-.42	-44.3
CitzComm	11.43	+.12	-10.2
CitrixSys	28.51	-.08	-25.0
ClearChCm	35.33	...	+2.3
ClevClf s	98.35	+4.78	+95.1
Clorox	52.88	-.33	-18.9
Coach	27.94	-.87	-8.6
CocaCl	51.29	-.19	-16.4
Coeur	2.54	+.02	-48.6
CogTech s	31.33	-.47	-7.7
ColgPal	69.56	-.79	-10.8
ColBgp	4.19	-.34	-69.1
Comcast	18.46	+.20	+1.1
Comc spcl	18.32	+.16	+1.1
Comerica	23.29	-1.39	-46.5
CmclMtls	33.97	+1.25	+15.3
CVRD s	32.27	+.19	-1.2
CVRD pf s	27.15	+.26	-3.0
Compuwre	9.53	-.11	+7.3
ConAgra	19.63	+.20	-17.5
ConocPhil	90.36	-1.48	+2.3
ConsolEngy	95.58	+.75	+33.6
ConEd	38.00	-.17	-22.2
ConstellA	20.88	-.36	-11.7
CtlAir B	8.86	-.22	-60.2
Corning	22.22	-.17	-7.4
Costco	72.87	+.64	+4.5
Covidien	47.52	-.37	+7.3
CredSuiss	41.66	-2.46	-30.7
Crocs	6.91	-.51	-81.2
CrwnCstle	36.03	-.66	-13.4
Cummins s	64.05	+2.33	...
CypSem	23.08	+.21	-35.9
DCT Indl	7.81	-.15	-16.1
DJIA Diam	112.21	-.74	-15.3
DR Horton	10.09	-.46	-23.4
Darden	31.35	-.10	+13.1
DeanFds	18.27	-.39	-29.4
Deere s	69.82	+1.37	-25.0
Dell Inc	22.97	+.16	-6.3
DeltaAir	4.88	-.07	-67.2
Denbury s	32.61	-.58	+9.6
DevDv	31.30	-1.39	-18.3
DevonE	111.00	-6.85	+24.8
DicksSptg	16.68	-.38	-39.9
Dillards	10.48	+.32	-44.2
DirecTV	24.59	-.41	+6.4
Discover	13.42	-.36	-11.0
DiscHoldA	20.39	-.52	-18.9
DishNetwk	26.70	-.14	-21.4
Disney	30.08	-.82	-6.8
DollarTh	3.05	-.13	-87.1
DomRes s	46.85	-.13	-1.3
Domtar glf	5.12	+.26	-33.4
DowChm	34.21	+.11	-13.2
DryShips	73.29	+2.33	-5.3
DuPont	41.52	-.28	-5.8
DukeEngy	17.18	+.07	+14.8
DukeRlty	21.65	-.95	-17.0
Dynegy	8.02	-.20	+12.3
ETrade	3.32	+.09	-6.5
eBay	26.92	+.12	-18.9
EMC Cp	15.14	+.09	-18.3
EOG Res	115.46	-5.25	+29.4
EstWstBcp	7.62	+.04	-68.6
EKodak	13.89	-.06	-36.5
Eaton	82.22	-.99	-15.2
ElPasoCp	19.67	-.89	+14.1
Elan	34.24	+.52	+55.8
ElectArts	44.38	+.40	-24.0
EDS	24.67	-.03	+19.0
Embarq	43.27	-.40	-12.6
EBrasAero	25.06	+.64	-45.0
Emcore	5.08	-.19	-66.8
EmersonEl	49.01	+.28	-13.5
EnCana	84.27	-4.64	+24.0
EncoreAcq	66.00	-3.59	+97.8
EngyConv	65.33	+1.27	+94.1
ENSCO	73.61	-.83	+23.5
EqtyRsd	37.79	-.04	+3.6
EricsnTel s	10.74	+.09	-8.0
EvrgrSlr	9.27	+.07	-46.3
ExcoRes	33.91	-1.42	+119.1
Exelon	89.91	-.55	+10.1
Expedia	17.34	-.15	-45.2
ExpdIntl	41.94	+.13	-6.1
ExpScripts	63.50	+.52	-13.0
ExxonMbl	86.95	-1.32	-7.2
F5 Netwk s	29.86	+.09	+4.7
FairPoint	6.93	+.30	-46.8
FamilyDlr	23.01	+.49	+19.7
FannieMae	15.74	-3.04	-60.6
Fastenal	43.82	+.91	+8.4
FedExCp	75.00	+.03	-15.9
FedInvst	32.03	-.97	-22.2
FidNasdldx	87.97	-.08	-15.3
FidINFin	13.19	+.01	-9.7
FidNInfo s	19.74	-.40	-14.8
FifthThird	10.31	-.25	-59.0
Finisar	1.22	-.05	-15.9
FstHorizon	6.27	-.80	-65.5
FstSolar	256.80	+3.15	-3.9
Fiserv	47.27	-.97	-14.8
Flextrn	8.93	+.07	-26.0
FocusMda	26.57	-.41	-53.2
FordM	4.47	+.05	-33.6
FrdgCCT g	76.65	-2.50	+98.6
ForestOil	69.49	-3.43	+36.7
FosterWh s	62.50	-2.74	-19.4
FoundryN	11.59	-.07	-33.8
FrankRes	89.03	-2.11	-22.2
FredMac	11.91	-2.59	-65.0
FMCG	109.59	+.95	+7.0
FrontierOil	21.84	-.38	-46.2
Frontline	60.66	-3.17	+26.4
FultonFncl	8.91	-.47	-20.6
FurnBrds	11.00	-1.12	+9.3
GFI Grp s	8.15	-.34	-65.9
GameStop	39.36	+.58	-36.6
Gannett	18.83	-.77	-51.7
Gap	15.86	-.59	-25.5
GascoEngy	3.59	-.39	+80.4
Genentch	75.93	-2.01	+13.2
GenDynam	81.79	-1.43	-8.1
GenElec	27.10	+.19	-26.9
GnGrthPrp	31.54	-1.06	-23.4
GenMills	61.29	+.54	+7.5
GnMotr	10.24	+.12	-58.9
GM db33	12.01	-.09	-38.8
Genworth	16.76	-.76	-34.1
Genzyme	72.79	-.24	-2.2
Gerdau s	21.26	-.15	+46.6
GileadSci	51.67	+.58	+12.3
GlobInd	15.65	-.36	-26.9
GolLinhas	8.62	-.68	-65.3
GoldFLtd	11.95	-.38	-15.8
Goldcrp g	44.37	-.89	+30.8
GoldStr g	2.28	-.24	-27.8
GoldmanS	169.82	-9.07	-21.0
Goodyear	17.52	-.31	-37.9
Google	543.91	+6.91	-21.3
GrafTech	23.00	+.05	+29.6
GreyWolf	8.81	-.30	+65.3
GpTelevisa	22.93	+.57	-3.5
HRPT Prp	6.62	-.13	-14.4
HSBC	75.27	-.69	-10.1
Hallibrtn	49.00	-1.55	+29.3
Hanesbrds	27.27	-.59	+.4
HansenNat	28.53	+3.28	-35.6
HarleyD	35.78	+.24	-23.4
HartfdFn	63.62	-.98	-27.0
Hasbro	34.78	-.11	+36.0
HltMgmt	6.06	-.23	+1.3
HealthNet	22.50	-.05	-53.4
HeclaM	8.36	+.10	-10.6
Heinz	47.74	+.27	+2.3
Hertz	6.46	-.44	-59.3
Hess	114.54	-5.00	+13.6
HewlettP	44.00	+.56	-12.8
Hologic s	21.56	-.04	-37.2
HomeDp	22.32	-.22	-17.1
HonwllIntl	50.58	+.27	-17.8
HostHotls	12.63	-.28	-25.9
HovnanE	4.64	-.34	-35.3
HudsCity	16.26	-.36	+8.3
Humana	38.65	+.14	-48.7
HuntJB	32.29	+.02	+17.2
HuntBnk	5.32	-.17	-64.0
Huntsmn	10.27	-.58	-60.0
Hydrognics	1.65	-.07	+76.5
IAC Inter	17.86	-.22	-33.7
IAMGld g	6.01	-.23	-25.8
ICICI Bk	27.85	+.72	-54.7
Idearc	1.76	+.03	-90.0
ITW	46.74	-.46	-12.7
Indymac	.71	+.04	-88.1
Infineon	7.38	+.10	-36.6
InfosysT	42.70	+.10	-5.9
IngerRd	36.85	+.20	-20.7
IntgDv	9.86	+.07	-12.8
Intel	20.71	+.05	-22.3
IBM	121.50	+1.96	+12.4
Intl Coal	10.46	-.10	+95.1
IntlGame	24.69	+1.51	-43.8
IntPap	22.40	-.02	-30.8
Interpublic	8.03	-.27	-1.0
Intersil	23.52	+.45	-3.9
IntPotash n	53.14	-2.80	+5.4
Intuit	27.82	+.03	-12.0
Invesco	22.75	-.81	-27.5
JA Solar s	15.38	-.03	-33.9
JDS Uniph	11.13	+.14	-16.3
JPMorgCh	34.04	-1.27	-21.3
Jabil	16.15	-.14	+5.8
JamesRiv	44.59	+.44	+298.8
JanusCap	24.03	-.61	-26.8
Jefferies	14.92	-.92	-35.3
JetBlue	3.38	+.04	-42.7
JohnJn	65.25	+.13	-2.2
JohnsnCtl s	28.34	-.28	-21.4
JoyGlbl	72.43	+2.13	+10.0
JnprNtwk	23.17	+.42	-30.2
KB Home	15.69	-1.26	-27.4
KLA Tnc	40.19	+.29	-16.5
Kellogg	49.20	+.40	-6.2
Keycorp	10.58	-.52	-54.9
KimbClk	59.53	-1.28	-14.1
Kimco	32.60	-1.46	-10.4
Kinross g	22.26	-.62	+21.0
KnghtCap	17.32	+.08	+20.3
Kohls	43.15	+.63	-5.8
Kraft	28.70	-.11	-12.0
Kroger	29.31	-.14	+9.7
LDK Solar	32.26	+.72	-31.4
LSI Corp	5.95	+.11	+12.1
LamResrch	35.25	-.10	-18.5
LVSands	39.30	-.17	-61.9
LeggMason	37.04	-1.19	-49.4
LeggPlat	14.61	-.05	-16.2
LehmanBr	20.84	-2.01	-68.2
LennarA	10.85	-.62	-39.4
Level3	2.65	+.02	-12.8
LibtyMIntA	13.69	-.21	-28.2
LibtyMCapA s	14.61	+.26	-37.3
LibMEntA n	22.85	-.54	-8.6
LillyEli	46.21	-.77	-13.4
Limited	16.83	-.07	-11.1
LincNat	45.15	-.67	-22.4
LinearTch	32.07	+.40	+.8
LizClaib	12.99	-.62	-36.2
LockhdM	102.62	+1.