

Money&Markets

A click of the wrist gets you more at www.thisnewspaper.com/business

Today

A look at Midwestern manufacturing

The Chicago Purchasing Managers' index will give an assessment of how manufacturing did in the Midwest during September. Economists and investors view the Chicago PMI as an indicator of what the national report on manufacturing from the Institute for Supply Management will say. That report comes out Monday. The forecast is for a slight dip in the Chicago index, to 55.9 from 56.5 in August.



Another reading on consumers

The Thomson-Reuters/University of Michigan consumer sentiment index is being released three days after the Conference Board reported another drop in consumer confidence during September. So investors' expectations are low for today's report. Economists expect it to be unchanged from the last reading of 57.8. Consumers were watching stocks plunge during August and September. That has made many of them uneasy about the future.



Personal income and spending

The Commerce Department's report for August will show whether consumers' income rose or fell last month, and what they did with their money. It will show whether they were cutting back spending on expensive items like cars and computers as they worried about the economy. It will also show how much they are saving. During the recession, many consumers socked away money instead of spending.

Personal spending

Month-over-month change



Source: FactSet
J. Rosenberg, J. Sohn • AP

Exchange Traded Funds

NAME	TICKER	LAST	CHG	YTD
AdvSDentT	DENT	20.12	-0.09	-2.0
ColCoreBd	GMTB	53.25	...	+6.5
dbXEafeEq	DBEF	21.55	+0.79	-14.8
DBCmlyS	DDP	33.78	-0.16	+3.9
DxIndiaBr	INDZ	35.40	-0.86	+44.8
EG CnsSvc	VEGM	17.07	...	-12.1
FT SCVal	FYT	16.88	+0.10	-16.6
FT Fincl	FXT	12.07	+0.28	-17.4
FT SCCore	FYX	26.13	+0.30	-13.1
FocM CnsC	FCL	23.25	...	-8.8
iShACWX	ACWX	36.27	+0.55	-17.6
iShTopix	ITF	41.26	+0.65	-13.2
iShDevPrp	WPS	28.27	+0.16	-17.5
iShResid	REZ	39.65	+0.58	+0.7
iShDJns	IAK	25.08	+0.34	-20.0
iShCnsG	IYK	64.01	+0.47	-0.8
iShEur350	IEV	33.08	+0.72	-15.8
MkVPoland	PLND	19.44	+0.51	-28.1
MktVGuif	MES	20.15	+0.02	-15.4
MktVLgMu	MLN	18.73	+0.06	+9.1
PS BidCns	PKB	10.05	-0.09	-22.7
PSHEMSov	PCY	26.47	+0.05	-0.7
PSS&PBW	PBP	19.06	+0.12	-8.8

Question of the day

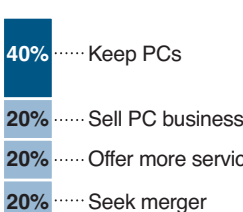
What are you doing with Apple stock?

- A. Buying
- B. Holding
- C. Selling
- D. Increasing position

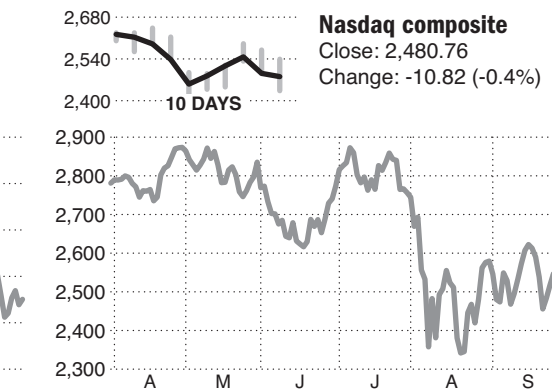
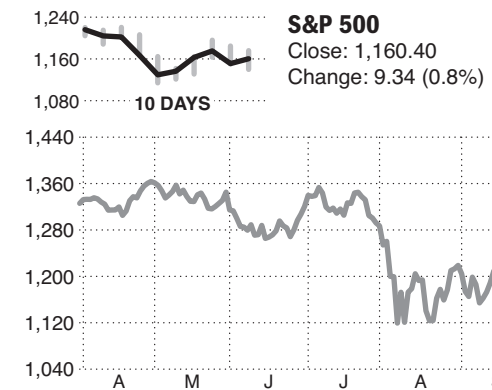
Quick click your answers at www.thisnewspaper.com/business

YESTERDAY'S POLL

What changes should Hewlett-Packard make?



Results do not reflect a scientific poll. They show only how readers responded. Figures may not total 100 due to rounding.



Stocks Recap

	NYSE	NASD	DOW	NASDAQ	S&P 500	S&P 400	Wilshire 5000	Russell 2000
Vol. (in mil.)	4,570	2,269	11,271.14	11,553.98	1,160.40	1,160.40	12,310.34	662.80
Pys. Volume	4,224	1,897	4,399.13	4,385.56	93.34	93.34	11,923.11	+10.83
Advanced	2,181	1,569	7,051.39	6,974.91	+9.34	+9.34	12,145.07	+0.79
Declined	854	951	2,538.97	2,433.58	-10.82	-10.82	11,923.11	+1.66
New Highs	10	4	1,175.87	1,139.93	+0.81	+0.81	813.63	+0.79
New Lows	146	214	813.63	785.42	+0.12	+0.12	11,923.11	+1.66

Local Stocks

NAME	TICKER	52-WK RANGE	LO	HI	CLOSE	CHG	%CHG	WK	MO	QTR	YTD	1YR	VOL	P/E	DIV
AT&T Inc	T	27.20	31.94	28.84	+29	+1.0%	▲	▲	▲	▲	-1.8%	+4.6%	26146	9	1.72
Adv Micro Dev	AMD	5.60	9.58	5.31	-84	-13.7%	▼	▼	▼	▼	-35.1%	-11.5%	58745	5	...
Alcatel-Lucent	ALU	2.67	6.63	3.08	+06	+2.0%	▲	▲	▲	▲	+4.1%	-10.9%	21891
Alcoa Inc	AA	9.91	18.47	10.06	+10	+1.0%	▲	▲	▲	▲	-34.6%	-17.5%	33438	11	0.12
Apple Inc	AAPL	275.00	422.86	390.57	-6.44	-1.6%	▼	▼	▼	▼	+21.1%	+38.4%	22886	15	...
Applied Mats	AMAT	10.19	16.93	10.62	+01	+0.1%	▲	▲	▲	▲	-24.4%	-7.0%	25223	7	0.32
Baidu Inc	BIDU	94.33	165.96	110.29	-11.13	-9.2%	▼	▼	▼	▼	+14.3%	+19.0%	24512	51	...
Bank of America	BAC	6.00	15.31	6.35	+19	+3.1%	▲	▲	▲	▲	-52.4%	-53.3%	214709	dd	0.04
Barc iPath Vix ST	VXX	19.88	70.00	49.86	-87	-1.7%	▼	▼	▼	▼	+32.6%	+202.9%	31333	q	...
Cisco Syst	CSCO	13.30	24.60	15.85	+01	+0.1%	▲	▲	▲	▲	-21.7%	-27.0%	58522	14	0.24
Citigroup	C	23.19	51.50	26.90	+98	+3.8%	▲	▲	▲	▲	-43.1%	-33.2%	42666	8	0.04
Corning Inc	GLW	11.90	23.43	12.66	+17	+1.4%	▲	▲	▲	▲	-34.5%	-30.5%	27960	6	0.20
Dell Inc	DELL	12.51	17.60	14.87	-03	-0.2%	▼	▼	▼	▼	+9.7%	+17.2%	24012	8	...
Dirxion SCapBear 3x	TZA	30.58	84.48	48.55	-2.86	-5.6%	▼	▼	▼	▼	+3.7%	+97.3%	35824	q	...
Dirxion FinBear 3x	FAZ	37.05	81.50	60.51	-4.84	-7.4%	▼	▼	▼	▼	+28.1%	+397.7%	22109	q	...
Dirxion FinBull 3x	FAS	8.72	34.29	11.73	+79	+7.2%	▲	▲	▲	▲	-57.9%	-49.7%	69679	q	...
Dirxion SCapBull 3x	TNA	31.78	96.25	36.32	+1.54	+4.4%	▲	▲	▲	▲	-49.9%	-26.0%	28774	q	...
Duke Energy	DUK	16.87	20.15	20.13	+25	+1.3%	▲	▲	▲	▲	+13.0%	+16.3%	27909	14	1.00f
Exxon Mobil Corp	XOM	61.27	88.23	73.88	+1.81	+2.5%	▲	▲	▲	▲	+1.0%	+19.1%	27464	10	1.88
Ford Motor	F	9.32	18.97	10.00	+07	+0.7%	▲	▲	▲	▲	-40.4%	-20.7%	51943	5	...
FMC&G	FCX	30.97	61.35	31.34	-96	-3.0%	▼	▼	▼	▼	-47.8%	-21.4%	39326	5	1.00a
Gen Electric	GE	14.72	21.65	15.86	+41	+2.7%	▲	▲	▲	▲	-13.3%	-2.5%	59723	13	0.60
Hewlett Packard	HPQ	21.50	49.39	23.78	+59	+2.5%	▲	▲	▲	▲	-43.5%	-43.3%	26566	6	0.48
iShares Silver Trust	SLV	20.73	48.35	29.96	+1.09	+3.8%	▲	▲	▲	▲	-0.7%	+35.6%	35298	q	...
iShares FTSEChina25	FXI	31.32	47.99	32.91	+42	+1.3%	▲	▲	▲	▲	-23.6%	-21.5%	42442	q	0.85e
iShares Emerg Mkts	EEM	34.71	50.43	36.95	+50	+1.4%	▲	▲	▲	▲	-22.4%	-15.9%	68493	q	0.84e
iShares EAFE	EFA	46.08	64.35	49.46	+95	+2.0%	▲	▲	▲	▲	-15.0%	-9.4%	28265	q	1.68e
iShares Rus 2000	IWM	63.49	86.81	66.33	+1.13	+1.7%	▲	▲	▲	▲	-15.2%	-1.9%	70012	q	1.02e
Intel Corp	INTC	18.77	23.96	22.21	-10	-0.4%	▼	▼	▼	▼	+5.6%	+18.1%	66407	10	0.84
Itau Unibanco Hldg	ITUB	14.47	26.30	16.10	+24	+1.5%	▲	▲	▲	▲	-32.6%	-29.7%	21804	0.84e	...
JPMorgan Chase & Co	JPM	28.53	48.36	31.39	+92	+3.0%	▲	▲	▲	▲	-26.0%	-20.2%	49180	7	1.00
Keycorp	KEY	5.63	9.77	6.23	+44	+7.6%	▲	▲	▲	▲	-29.6%	-25.8%	26915	6	0.12
Las Vegas Sands	LVS	33.85	55.47	41.33	-2.33	-5.3%	▼	▼	▼	▼	-10.1%	+22.7%	31898	30	...
MGM Resorts Intl	MGM	9.01	16.94	9.93	-34	-3.3%	▼	▼	▼	▼	-33.1%	-10.2%	33471	dd	...
Micron Tech	MU	5.18	11.95	5.87	-25	-4.0%	▼	▼	▼	▼	-26.8%	-14.5%	49065	10	...
Microsoft Corp	MSFT	23.65	29.46	25.45	-13	-0.5%	▼	▼	▼	▼	-8.8%	+6.2%	62663	9	0.80f
Morgan Stanley	MS	12.49	31.04	15.09	+93	+6.6%	▲	▲	▲	▲	-44.5%	-41.4%	39403	33	0.20
News Corp A	NWSA	12.88	18.35	15.93	+01	+0.1%	▲	▲	▲	▲	+9.4%	+18.2%	23711	14	0.19f
Nokia Corp	NOK	4.82	11.75	5.77	+22	+4.0%	▲	▲	▲	▲	-44.1%	-38.8%	29893	0.55e	...
Oracle Corp	ORCL	24.72	36.50	29.65	+20	+0.7%	▲	▲	▲	▲	-5.3%	+9.1%	44085	17	0.24
Pfizer Inc	PFE	16.25	21.45	17.98	+42	+2.4%	▲	▲	▲	▲	+2.7%	+5.3%	47739	12	0.80
PowerShs QQQ Trust	QQQ	48.20	59.83	53.88	-65	-1.2%	▼	▼	▼	▼	-1.1%	+11.3%	106848	q	0.41e
ProSh UltraSht S&P	SDS	19.48	30.09	24.29	-39	-1.6%	▼	▼	▼	▼	+2.2%	-15.7%	58842	q	...
ProSh Ultra S&P500	SSO	36.46	56.94	39.95	+66	+1.7%	▲	▲	▲	▲	-16.9%	-0.6%	26837	q	0.31e
ProSh UltraSht S&P500	SPXU	14.25	27.76	19.08	-49	-2.5%	▼	▼	▼	▼	-1.7%	-26.6%	21966	q	...
SPDR S&P500 ETF Tr	SPY	110.27	137.18	116.05	+91	+0.8%	▲	▲	▲	▲	-7.7%	+2.6%	264231	q	2.46e
Spiritus XM Radio Inc	SIRI	1.15	2.44	1.49	-17	-10.0%	▼	▼	▼	▼	-8.6%	+40.4%	191636	50	...
Sprint Nextel Corp	S	2.95	6.45	3.13	+05	+1.6%	▲	▲	▲	▲	-26.0%	-33.0%	42287	dd	...
SPDR Energy	XLE	54.55	80.97	60.28	+57	+1.0%	▲	▲	▲	▲	-11.7%	+10.4%	22814	q	1.08e
SPDR Financial	XLF	11.34	27.74	12.24	+34	+2.8%	▲	▲	▲	▲	-23.3%	-16.2%	99548	q	0.20e
SPDR Industrial	XLI	28.65	38.98	30.23	+43	+1.4%	▲	▲	▲	▲	-13.3%	-2.4%	25777	q	0.69e
US Bancorp	USB	20.10	28.94	24.21	+86	+3.7%	▲	▲	▲	▲	-10.2%	+8.9%	23437	12	0.50
Vale SA	VALE	23.10	37.25	23.87	-29	-1.2%	▼	▼	▼	▼	-31.0%	-17.4%	29582	1.14e	...
Vanguard Emerg Mkts	VWO	35.68	50.92	37.82	+44	+1.2%	▲	▲	▲	▲	-21.4%	-14.7%	24154	q	0.82e
Wells Fargo & Co	WFC	22.58	34.25	24.99	+54	+2.2%	▲	▲	▲	▲	-19.4%	-1.9%	40387	10	0.48
YRC Worldwide Inc	YRCW	0.04	8.30	.05	-98.7%	-99.3%	37941	dd	...
Yahoo Inc	YHOO	11.09	18.84	13.42	-77	-5.4%	▼	▼	▼	▼	-19.3%	-1.4%	45190	15	...

Story Stocks

Stocks mostly rose after applications for unemployment benefits fell to a five-month low and Germany voted to expand the powers of Europe's bailout fund. Banks, which would have the most to lose if Europe's debt crisis gets worse, rose more than the rest of the market. JPMorgan Chase & Co. rose 3 percent and U.S. Bancorp rose 3.7 percent. The government also raised its estimate of economic growth in the April-June period. The Commerce Department said the economy grew at a 1.3 percent annual rate in the second quarter, up from its previous estimate of 1 percent. The Dow rose 1.3 percent. The S&P 500 index rose 0.8 percent. The Nasdaq fell 0.4 percent.

Advanced Micro AMD

Close: \$5.31 ▼-0.84 or -13.7%

The chip maker cut its revenue and profit outlook for the third quarter due to manufacturing problems at a German factory.

Vol.: 67.8m (2.6x avg.) PE: 4.8
Mkt. Cap: \$3.67 b Yield: ...

Nokia NOK

Close: \$5.77 ▲0.22 or 4.0%

The cellphone maker said it would cut 3,500 jobs and close a Romanian factory by 2012 in order to save costs and restructure.

Vol.: 30.8m (0.9x avg.) PE: 7.8
Mkt. Cap: \$2.61 b Yield: 9.9%

Worthington Industries WOR

Close: \$14.43 ▲0.51 or 3.7%

The Columbus, Ohio-based metal manufacturer said that its first-quarter net income rose 15 percent thanks to lower expenses.

Vol.: 1.3m (1.2x avg.) PE: 9.4
Mkt. Cap: \$1.07 b Yield: 3.3%</