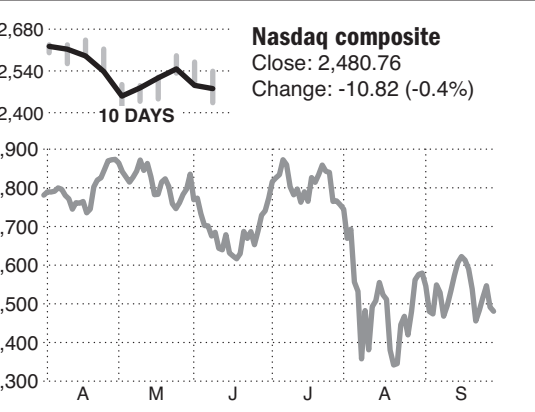
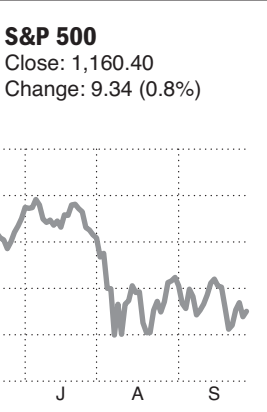
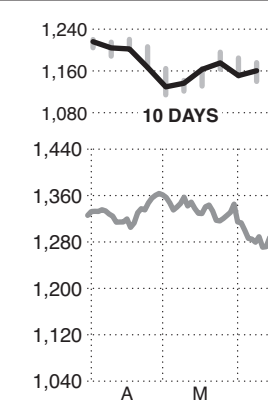


Money & Markets

Story Stocks Stocks mostly rose after applications for unemployment benefits fell to a five-month low and Germany voted to expand the powers of Europe's bailout fund.



The yield on the 10-year Treasury note rose to 2 percent Thursday. Yields affect interest rates on consumer loans.

Table of Treasury and Bond yields with columns for TRESURIES, BONDS, YEST, PVS, NET CHG, WK MO QTR, and 1YR AGO.

Advanced Micro AMD Close: \$5.31 -0.84 or -13.7% The chip maker cut its revenue and profit outlook for the third quarter due to manufacturing problems at a German factory.

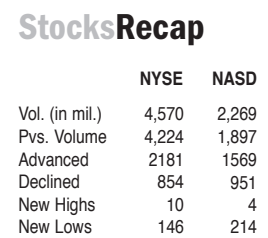



Table with columns: HIGH, LOW, CLOSE, CHG, %CHG, WK, MO, QTR, YTD. Lists various stock indices and their performance.

Table of Commodities with columns: FUELS, METALS, AGRICULTURE, CLOSURE, PVS, %CH, %YTD.

Nokia NOK Close: \$5.77 +0.22 or 4.0% The cellphone maker said it would cut 3,500 jobs and close a Romanian factory by 2012 in order to save costs and restructure.



2011 isn't turning out the way Bob Doll expected. The chief stock strategist at asset manager BlackRock started the year predicting the stock market would have a double-digit return for the third year in a row.

Table of Foreign Exchange with columns: MAJORS, CLOSURE, CHG, %CHG, 6MO, 1YR, AGO.

Worthington Industries WOR Close: \$14.43 +0.51 or 3.7% The Columbus, Ohio-based metal manufacturer said that its first-quarter net income rose 15 percent thanks to lower expenses.



What will it take for the stock market to end the year with a gain? I wish I knew the answer. Right now, it's all about Europe.

Table of Europe/Africa/Middle East with columns: EUROPE/AFRICA/MIDDLE EAST, CLOSURE, CHG, %CHG, 6MO, 1YR, AGO.

H&R Block HRB Close: \$13.73 +0.22 or 1.6% The tax preparer said it would end its EXPRESSTAX brand, which helped people file their taxes early and get refunds quickly.



Do you think that a recession is likely? As a betting man - which I am - I think chances are that we'll muddle through and continue to grow slowly.

Table of Asia/Pacific with columns: ASIA/PACIFIC, CLOSURE, CHG, %CHG, 6MO, 1YR, AGO.

BlackRock Chief Equity Strategist Bob Doll. Includes a photo of Bob Doll.



Do you think an investor do? If you have a decent time horizon and are dollar-cost averaging, now is a great time to be buying.

Table of Mutual Funds with columns: Name, Last, Chg, YTD, and various fund details.

Combined Stocks. Table listing various stock names, last prices, and changes.

Table listing various stock names, last prices, and changes.

Table listing various stock names, last prices, and changes.

Table listing various stock names, last prices, and changes.

Combined Stocks. Table listing various stock names, last prices, and changes.

Table listing various stock names, last prices, and changes.

Table listing various stock names, last prices, and changes.

Table listing various stock names, last prices, and changes.

Combined Stocks. Table listing various stock names, last prices, and changes.

Table listing various stock names, last prices, and changes.

Table listing various stock names, last prices, and changes.

Table listing various stock names, last prices, and changes.

Combined Stocks. Table listing various stock names, last prices, and changes.

Table listing various stock names, last prices, and changes.

Table listing various stock names, last prices, and changes.

Table listing various stock names, last prices, and changes.

Combined Stocks. Table listing various stock names, last prices, and changes.

Table listing various stock names, last prices, and changes.

Table listing various stock names, last prices, and changes.

Table listing various stock names, last prices, and changes.

Combined Stocks. Table listing various stock names, last prices, and changes.

Table listing various stock names, last prices, and changes.

Table listing various stock names, last prices, and changes.

Table listing various stock names, last prices, and changes.

Combined Stocks. Table listing various stock names, last prices, and changes.

Table listing various stock names, last prices, and changes.

Table listing various stock names, last prices, and changes.

Table listing various stock names, last prices, and changes.

Combined Stocks. Table listing various stock names, last prices, and changes.

Table listing various stock names, last prices, and changes.

Table listing various stock names, last prices, and changes.

Table listing various stock names, last prices, and changes.

Combined Stocks. Table listing various stock names, last prices, and changes.

Table listing various stock names, last prices, and changes.

Table listing various stock names, last prices, and changes.

Table listing various stock names, last prices, and changes.