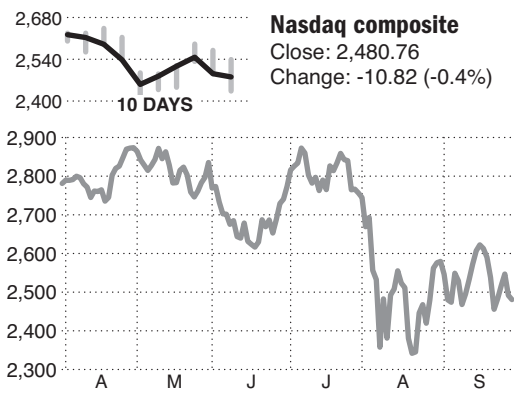
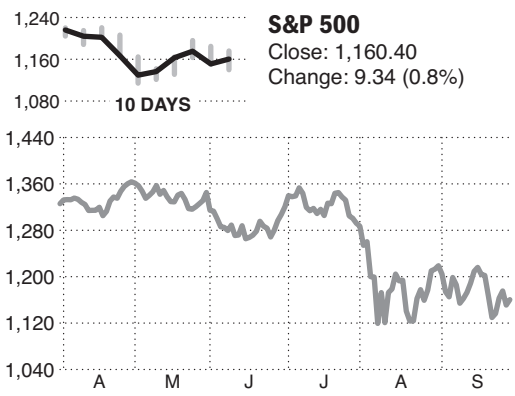


Money&Markets

A click of the wrist gets you more at www.thisnewspaper.com/business



Interest rates



The yield on the 10-year Treasury note rose to 2 percent Thursday. Yields affect interest rates on consumer loans.

TREASURIES	YEST	PVS	NET CHG	WK	MO	QTR	1YR
3-month T-bill	.02	.01	+0.01	▲	▲	▲	.15
6-month T-bill	.04	.03	+0.01	▲	▲	▲	.18
52-wk T-bill	.09	.09	...	▲	▲	▲	.24
2-year T-note	.26	.25	+0.01	▲	▲	▲	.42
5-year T-note	1.00	.94	+0.06	▲	▲	▲	1.15
10-year T-note	2.00	1.99	+0.01	▲	▲	▲	2.50
30-year T-bond	3.06	3.09	-0.03	▼	▼	▼	3.69

BONDS	YEST	PVS	NET CHG	WK	MO	QTR	1YR
Barclays LongT-Bdldx	2.76	2.84	-0.08	▼	▼	▼	3.32
Bond Buyer Muni Idx	4.92	4.90	+0.02	▲	▲	▲	4.87
Barclays USAggregate	2.39	2.40	-0.01	▲	▲	▲	2.53
Barclays US High Yield	9.16	9.07	+0.09	▲	▲	▲	7.85
Moody's AAA Corp Idx	4.10	4.15	-0.05	▲	▲	▲	4.47
Barclays CompT-Bdldx	1.11	1.13	-0.02	▲	▲	▲	1.46
Barclays US Corp	3.84	3.84	...	▲	▲	▲	3.61

PRIME RATE	FED FUNDS
YEST 3.25	.13
6 MO AGO 3.25	.13
1 YR AGO 3.25	.13

Quotable

"Investors need to be very careful, because there is still a vast labyrinth of potential challenges that remain to be cleared with regard to Europe."

—Frank Barbera, a portfolio co-manager of the Sierra Core Retirement Fund

Story Stocks

Stocks mostly rose after applications for unemployment benefits fell to a five-month low and Germany voted to expand the powers of Europe's bailout fund. The Dow rose 1.3 percent. The S&P 500 index rose 0.8 percent. The Nasdaq composite fell 0.4 percent.

Advanced Micro

AMD
Close: **\$5.31** ▼-0.84 or -13.7%
The chip maker cut its revenue and profit outlook for the third quarter due to manufacturing problems at a German factory.



Nokia

NOK
Close: **\$5.77** ▲0.22 or 4.0%
The cellphone maker said it would cut 3,500 jobs and close a Romanian factory by 2012 in order to save costs and restructure.



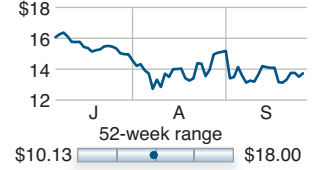
Worthington Industries

WOR
Close: **\$14.43** ▲0.51 or 3.7%
The Columbus, Ohio-based metal manufacturer said that its first-quarter net income rose 15 percent thanks to lower expenses.



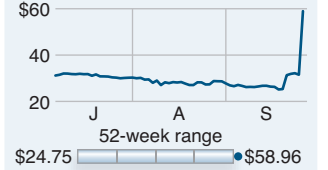
H&R Block

HRB
Close: **\$13.73** ▲0.22 or 1.6%
The tax preparer said it would end its EXPRESSTAX brand, which helped people file their taxes early and get refunds quickly.



Harleysville Group

HGIC
Close: **\$58.96** ▲27.44 or 87.1%
Nationwide Mutual Insurance said it would acquire the insurer for \$1.63 billion in cash to expand its presence on the East Coast.



Stocks Recap

	NYSE	NASD	DOW	HIGH	LOW	CLOSE	CHG.	%CHG.	WK	MO	QTR	YTD
Vol. (in mil.)	4,570	2,269	11,153.98	11,271.14	10,965.45	11,153.98	+143.08	+1.30%	▲	▲	▲	-3.66%
Pvs. Volume	4,224	1,897	11,153.98	4,369.11	4,247.51	4,342.43	+88.25	+2.07%	▲	▲	▲	-14.97%
Advanced	2181	1569	11,153.98	439.13	431.71	438.56	+6.75	+1.56%	▲	▲	▲	+8.29%
Declined	854	951	11,153.98	7051.39	6853.87	6974.91	+97.97	+1.42%	▲	▲	▲	-12.42%
New Highs	10	4	11,153.98	2538.97	2433.58	2480.76	-10.82	-0.43%	▲	▲	▲	-6.49%
New Lows	146	214	11,153.98	1175.87	1139.93	1160.40	+9.34	+0.81%	▲	▲	▲	-7.73%
			11,153.98	813.63	785.42	804.16	+8.11	+1.02%	▲	▲	▲	-11.36%
			11,153.98	12310.34	11923.11	12145.07	+95.56	+0.79%	▲	▲	▲	-9.09%
			11,153.98	669.53	645.33	662.80	+10.83	+1.66%	▲	▲	▲	-15.42%

Spicing it up

Investors are worried about higher costs for spice maker McCormick. Everything from cinnamon and pepper to packaging is costing it more, and the company is hiking prices for the second time in a year to compensate.

Customers stocked their cupboards with seasonings last quarter in advance of McCormick's price increases. So analysts say sales may dip this quarter; yet many suggest sticking with the stock. McCormick pays a \$1.12

dividend, which eases the wait for a sales recovery, Jefferies analysts say. McCormick also is introducing products, such as reduced-sodium seasoning mixes, that will help drive new demand, says Janney Capital Markets. The weak economy has more consumers eating at home and using spices.



Company Spotlight

McCORMICK (MKC)

Thursday's close: **\$46.33**

52-WEEK RANGE
\$40.93 — 51.26

Price-to-earnings ratio: **17**

Based on past 12 months' results

Dividend: **\$1.12** Div. Yield: **2.4%**

Total return year to date: **1%**

3 years (annualized): **8**

5 years (annualized): **6**

10 years (annualized): **9**

Commodities

Crude oil rose 93 cents per barrel to \$82.14 on hopes for stronger demand after the government said the U.S. economy grew a little faster in the spring than previously estimated.



FUELS	CLOSE	PVS.	%CH.	%YTD
Crude Oil (bbl)	82.14	81.21	+1.15	-10.1
Ethanol (gal)	2.55	2.53	+0.24	+7.4
Heating Oil (gal)	2.82	2.82	-0.01	+10.8
Natural Gas (mm btu)	3.75	3.76	-1.38	-14.9
Unleaded Gas (gal)	2.62	2.65	-1.19	+6.8

METALS	CLOSE	PVS.	%CH.	%YTD
Gold (oz)	1615.50	1616.30	-0.04	+13.7
Silver (oz)	30.47	30.09	+1.29	-1.4
Platinum (oz)	1528.30	1534.20	-0.38	-13.8
Copper (lb)	3.24	3.24	-0.02	-27.1
Palladium (oz)	623.10	633.80	-1.69	-22.4

AGRICULTURE	CLOSE	PVS.	%CH.	%YTD
Cattle (lb)	1.20	1.20	...	+11.6
Coffee (lb)	2.31	2.34	-1.01	-3.9
Corn (bu)	6.33	6.31	+0.28	+0.6
Cotton (lb)	1.01	0.98	+2.68	-30.3
Lumber (1,000 bd ft)	221.00	224.30	-1.47	-26.8
Orange Juice (lb)	1.52	1.51	+0.73	-11.7
Soybeans (bu)	12.30	12.24	+0.53	-11.8
Wheat (bu)	6.54	6.39	+2.43	-17.6

Local Stocks

NAME	TICKER	LO	HI	CLOSE	CHG	%CHG	WK	MO	QTR	%CHG	YTD	1YR	P/E	DIV
AT&T Inc	T	27.20	31.94	27.85	+10	+0.4%	▼	▼	▼	-5.2	+3.0	8	1.72	
Adv Micro Dev	AMD	5.60	9.58	6.17	+05	+0.8%	▼	▼	▼	-24.6	-2.2	6	...	
Alcoa Inc	AA	9.94	18.47	10.07	-04	-0.4%	▼	▼	▼	-34.6	-12.6	11	0.12	
Bank of America	BAC	6.00	15.31	6.31	+25	+4.1%	▼	▼	▼	-52.7	-54.5	dd	0.04	
Barc iPath Vix ST	VXX	19.88	70.88	50.34	+50	+1.0%	▲	▲	▲	+33.8	+196.8	q	...	
Cisco Syst	CSCO	13.30	24.60	15.61	+28	+1.8%	▲	▲	▲	-22.8	-28.7	13	0.24	
Citigroup	C	23.19	51.50	24.98	+102	+4.3%	▼	▼	▼	-47.2	-38.2	8	0.04	
Direxion SCapBear 3x	TZA	30.58	89.76	52.13	-1.91	-3.5%	▲	▲	▲	+11.3	+89.1	q	...	
Direxion FinBull 3x	FAS	8.72	34.29	10.53	+33	+3.2%	▼	▼	▼	-62.2	-53.2	q	...	
Direxion SCapBull 3x	TNA	31.78	96.25	34.72	+102	+3.0%	▼	▼	▼	-52.1	-22.5	q	...	
EMC Corp	EMC	19.39	28.73	20.62	+11	+0.5%	▼	▼	▼	-10.0	-1.2	21	...	
Exxon Mobil Corp	XOM	60.90	88.23	69.31	+07	+0.1%	▼	▼	▼	-5.2	+15.6	9	1.88	
Ford Motor	F	9.43	18.97	9.86	+24	+2.5%	▼	▼	▼	-41.3	-22.3	5	...	
FMC&G	FCX	30.97	61.35	32.37	+23	+0.7%	▼	▼	▼	-46.1	-19.4	6	1.00a	
Gen Electric	GE	14.72	21.65	15.21	+17	+1.1%	▼	▼	▼	-16.8	-5.3	13	0.60	
Halliburton	HAL	28.86	57.77	31.67	-105	-3.2%	▼	▼	▼	-22.4	+4.9	12	0.36	
Hewlett Packard	HPQ	22.13	49.39	22.32	-48	-2.1%	▼	▼	▼	-47.0	-41.3	5	0.48	
iShares Gold Trust	IAU	12.44	18.63	16.02	-95	-5.6%	▲	▲	▲	+15.3	+34.3	q	...	
iShares Brazil	EWZ	51.65	81.77	53.60	+121	+2.3%	▼	▼	▼	-30.7	-23.7	q	3.42e	
iShares Silver Trust	SLV	20.06	48.35	29.98	-4.94	-14.1%	▼	▼	▼	-0.7	+68.6	q	...	
iShs FTSEChina25	FXI	31.34	47.99	32.27	+74	+2.3%	▼	▼	▼	-25.1	-23.3	q	0.85e	
iShs Emerg Mkts	EEM	34.71	50.43	35.88	+93	+2.7%	▼	▼	▼	-24.7	-17.9	q	0.84e	
iShares EAFE	EFA	46.08	64.35	47.19	+53	+1.1%	▼	▼	▼	-18.9	-11.3	q	1.68e	
iShares Rus 2000	IWM	63.49	86.81	65.14	+66	+1.0%	▼	▼	▼	-16.7	-0.3	q	1.02e	
Intel Corp	INTC	18.69	23.96	22.16	+55	+2.5%	▲	▲	▲	+5.4	+17.5	10	0.84f	
JPMorgan Chase & Co	JPM	28.53	48.36	29.59	+32	+1.1%	▼	▼	▼	-30.2	-25.2	6	1.00	
Mkt Vect Gold Miners	GDX	51.10	66.98	56.41	-2.89	-4.9%	▼	▼	▼	-8.2	+5.9	q	0.40e	
Micron Tech	MU	5.18	11.95	6.85	+22	+3.4%	▼	▼	▼	-17.1	-4.3	11	...	
Microsoft Corp	MSFT	23.65	29.46	25.06	▼	▼	▼	-10.2	+4.4	9	0.80f	

NAME	TICKER	LO	HI	CLOSE	CHG	%CHG	WK	MO	QTR	%CHG	YTD	1YR	P/E	DIV
Morgan Stanley	MS	12.49	31.04	13.72	+66	+5.1%	▼	▼	▼	-49.6	-46.9	30	0.20	
Mosaic Co	MOS	55.70	89.24	57.70	-2.41	-4.0%	▼	▼	▼	-24.4	+0.1	11	0.20	
News Corp A	NWSA	12.88	18.35	16.11	+51	+3.3%	▼	▼	▼	+10.6	+16.8	14	0.19f	